

MARCH 1986 \$3.95
VOL. 3 NO. 7

portable

100/200/600 FOR USERS OF TANDY BRIEFCASE COMPUTERS



Inside the 100:
A Hardware Primer

Did you think we were content to stop
with the **ULTIMATE ROM?**

Introducing . . .

THE ULTIMATE ROM II

Available at
Radio Shack
Stores by
Express Order
product
numbers:
M100 90-0409
M200 90-0410



Now Includes
80-Column Display
in TEXT, TELCOM, and BASIC*

WE SET THE STANDARD!

With the Ultimate ROM, Traveling Software set the standard for packing the most powerful software applications into a single ROM chip. Now with the **ULTIMATE ROM II**, we are pushing that standard to a new limit.

INTRODUCING T-WORD AND ROM VIEW 80

The **ULTIMATE ROM II** offers T-Word, a complete word processing system — the fastest yet produced for the Model 100/200 or the NEC PC-8201 — and our new **ROM-VIEW 80** display-enhancement program. * **ROM-VIEW 80** provides an 80-column display option that works with **BASIC**, **TEXT**, and **TELCOM**. And yes, **ROM-VIEW 80** does provide full text-editing functions while in 80-column mode! Also included are turbo-charged versions of our popular T-base relational database (rated the number one database for the Model 100 and NEC PC-8201) and the best-selling **IDEA!** outline processor.

INTRODUCING THE TS-DOS PORTABLE DISK SYSTEM

We were so excited about the new Tandy \$199 portable disk drive that we developed a complete disk operating system for it called "TS-DOS". We even put part of TS-DOS inside the **ULTIMATE ROM II** so you can automatically start TS-DOS anytime (no need to type in an awkward initialization routine). TS-DOS includes many features not included in the Tandy operating system like "save all" and "load all" files at once. And TS-DOS is even available for the NEC PC-8201! It is sold on a 3½" disk for only \$59.95.

THE ULTIMATE COMPANION FOR YOUR DESKTOP COMPUTER!

The **ULTIMATE ROM II** has been designed to work as a convenient stand alone system or as the ideal peripheral to your desktop computer. Both T-Word and T-base files can be easily interchanged with virtually any other desktop word processing or database software including **Multimate**, **Wordstar**, **dBASE III**, and **r:base 5000**. **IDEA!** outline files can be easily interchanged to and from **Thinktank** with our optional \$19.95 conversion utility for IBM and compatibles.

30-DAY MONEY-BACK GUARANTEE

Traveling Software is so sure you'll like the **ULTIMATE ROM II** we are offering a 30-day money back guarantee—no questions asked. If you are not completely satisfied with the **ULTIMATE ROM II**, just send it back and we will give you a full refund.

The ULTIMATE ROM II is only \$229.85

Check out the **ULTIMATE ROM II** at your local Radio Shack computer center today or to order direct, call us toll-free:

1 - 8 0 0 - 3 4 3 - 8 0 8 0

* **ROM-VIEW 80** is not currently available for the Tandy Model 200. Model 200 customers will receive a coupon for a free copy of **TS-DOS**.

Trademarks: **ThinkTank** —Living Videotext, Inc., **Guardian** —Polar Engineering & Consulting, **Multimate** & **dBASE** —Ashton Tate, **r:base 5000** —Micromin, Inc., **WordStar** —Micropro, Inc.

On **ULTIMATE ROM II**

ROM-VIEW 80

Works with **TEXT**, **TELCOM**, **BASIC**. Full text-editing in 80 columns. Right margin can be set 10-80 columns. 60-column window with scrolling to 80 columns. Allows 80-column communications in **TELCOM**.

T-WORD

Fast text-editing enhancements like overwrite, word count, search and replace. Fast text-formatting with page plotting. Merges up to 99 items into boilerplate documents. Allows entry of printer controls like boldface, underline, condensed, etc.

IDEA!

Since 1984, the best selling program for Tandy and NEC. New features have been added including optional IBM import/export **Thinktank** converter.

T-base

Rated as the number one relational database for NEC and Tandy. New features, including advanced math calculations.

TANDY PORTABLE DISK DRIVE GATEWAY

Built-in support for T-Word to access the new \$199 Tandy portable disk drive.



Traveling Software, Inc.
11050 Fifth Ave. NE
Seattle, WA 98125
® (206) 367-8090

Available at Radio Shack
Product No. 90-0360

And they said it was impossible . . .

80 COLUMNS!

in

TEXT and TELCOM and more!

"T-VIEW 80 is a dangerous program. after 5 minutes, you'll never be satisfied with your Model 100's 40-character display again"

On-Line Today, Nov. 85



this, of course, is the limited 40-column format without T-VIEW 80. It is not as convenient and has 50 percent less of co T-VIE more lette

THIS IS AN EXAMPLE OF ONE OF THE ADVANTAGES OF USING T-VIEW 80. T-VIEW 80 allows you to view a full 60-column window of an actual 80-column document. This means that you can see 50 percent more of your text than in the old 40-column mode. T-VIEW 80 will prove valuable to you in both the TEXT and TELCOM programs. Written in machine language, T-VIEW 80 is surprisingly fast and compact. And T-VIEW 80 is only \$39.95!

Traveling Software's **T-View 80™**

available for your TRS-80 Model 100 and NEC PC-8201

- **Fast** — Under 4K of powerful machine code
- **Accessible** — Use with your computer's built-in TEXT and TELCOM programs
- **Readable** — Displays 8 x 60 columns at once, and scrolls to 8 x 80
- **Flexible** — Enter text in the 80 column mode and use the PASTE key to place it anywhere in a document
- **Complete** — Full upper- and lowercase characters with descenders
- **Adjustable** — Reset word wrap for any width up to 80 columns

And like all Traveling Software products, **T-View 80** includes a professionally done manual and an audio tutorial by the Traveling Professor.

Available for only \$39.95

TO ORDER T-View 80 CALL TOLL-FREE

1-800-343-8080

or contact your nearest Radio Shack store

11050 Fifth Avenue NE
Seattle, Washington 98125
(206) 367-8090

Circle 58 on Reader Service Card




TM

portable

100/200/600

MARCH 1986

VOLUME THREE, NUMBER SEVEN



ON THE COVER

UNDERSTANDING THE HARDWARE OF THE MODEL 100

18

It may be small, but it's complicated. Here's a short primer on the soul of your machine adapted from contributing editor Carl Oppedahl's new book.

Cover Photo by Benjamin Magro

ARTICLES

SFENTRY.CO: CHANGING OF THE GUARD FOR THE MODEL 100

8

Here's a machine language combination that provides hassle-free security.

SECRET.BA: PROTECTING .DO FILES THROUGH ENCRYPTION

9

Make up your own coding scheme to protect files.

DATEBOOK FOR THE DISORGANIZED: CHAPTER TWO

14

These additions to CALNDR simplify the job of getting organized and staying that way.

A SIMPLE SELF-CHARGER FOR THE 100

30

If you have ten minutes and twenty cents, here's how you can save on batteries.

MY 100 TT/AO/PA/KK/SS/ (TALKS)

39

With a little tinkering, and some programming, your portable will be talking your language.

MAKING ENDS MEET

48

Breakeven analysis can help you pinpoint your business prospects for the future.

REVIEWS

THE SILENCE IS DEAFENING

28

Sigea Systems' X-TEL

TAKING TO THE SKIES

33

Dr. Preble's NavComp and Eagle Air Services' NavEasy.

DEPARTMENTS

ROM WITH A VIEW

3

GIGO

5

NEW PRODUCTS

26

AD INDEX

67

YOU BE THE EDITOR

67

TELCOM

68

Now get portable power working for you with the magazine for users of Tandy portable computers — PORTABLE 100/200/600

Complete the card opposite and mail it today to save 37% off the cover price! 12 issues for only \$29.97 when you enter your subscription now! That's a savings of over \$17.00!

Or, for even faster service call

TOLL-FREE*

1-800-225-5800 today!

*Credit card or bill me calls only.

Satisfaction Guaranteed: We know you will find PORTABLE 100/200/600 to be your magazine for Tandy portables. If — for any reason — you are not completely satisfied and wish to cancel your subscription to PORTABLE 100/200/600, we will promptly refund the unused portion of your subscription.

Foreign Rate Information:

Canada and Mexico — Please enclose \$33.97 in U.S. funds

Europe and all countries except above — Please enclose \$38.97 for surface delivery, \$53.00 for air delivery.

PORTABLE 100/200/600 takes up where your Owners Manual leaves off! Month after month, issue after issue, you get continuous expert guidance.

portable

100/200/600

J36A

Yes! Start my subscription to PORTABLE 100/200/600 for \$29.97. That's 12 big issues and I save 37% off the regular newsstand rate! And my subscription is guaranteed.

- Check or Money Order enclosed
- Charge \$29.97 to my MC, VISA
Card # _____
Exp. Date _____
- Bill me later (U.S. only)

Signature _____

Name _____

Company (if applicable) _____

Address _____

City _____ State ____ Zip _____

For foreign rates, see information at left.
Please allow 6-8 weeks for delivery of first issue.

portable

100/200/600

J36B

Yes! Start my subscription to PORTABLE 100/200/600 for \$29.97. That's 12 big issues and I save 37% off the regular newsstand rate! And my subscription is guaranteed.

- Check or Money Order enclosed
- Charge \$29.97 to my MC, VISA
Card # _____
Exp. Date _____
- Bill me later (U.S. only)

Signature _____

Name _____

Company (if applicable) _____

Address _____

City _____ State ____ Zip _____

For foreign rates, see information at left.
Please allow 6-8 weeks for delivery of first issue.

Editor

J.D. Hildebrand

Senior Editor

Park M. Morrison

Technical Editor

Alan L. Zeichick

Assistant Editor

Eva P. Thompson

Contributing Editor

Carl Oppedahl

Production Director

Peter D. Koons

Art Director

Paige Garland Parker

Assistant Art Director

Elizabeth Maritato

Staff Artists

Kenneth Martin

Marjorie Strauss

Judith E.C. Webster

Advertising Director

David Hollis

Circulation Director

Nancy A. Wight

Circulation Manager

Loriel Peters

Subscriber Relations

Melissa R. Andrews

Mary M. Holmes

Business Manager

Henry H. Leigh

MIS Director

Bonnie Hellevig

Publisher

James S. Povec

Associate Publisher

Carl Cramer

Editorial and Business Offices

Camden Communications, Inc.

Highland Mill, P.O. Box 250

Camden, ME 04843

(207) 236-4365

GENIE ID: LAPTOPS

Fax Tel. (207) 236-4738

Portable 100/200/600 is published monthly by Camden Communications, Inc.: James S. Povec, president; Carl Cramer, vice president. Application for mailing at second class rates pending at Camden, ME and additional mailing offices. Postmaster: Address changes to Camden Communications, Inc., Highland Mill, P.O. Box 250, Camden, ME 04843. Copyright 1986 by Camden Communications, Inc. All rights reserved. *Portable 100/200/600* is an independent publication of Camden Communications, Inc. and is not affiliated in any way with Tandy Corp./Radio Shack. TRS-80, Model 100, Tandy, Tandy 200 and Tandy 600 are trademarks of Tandy Corp./Radio Shack.

Contributors: Manuscripts and photographs are welcomed. Publisher assumes no responsibility for the return of unsolicited manuscripts, queries or artwork. Materials submitted for consideration should be accompanied by self-addressed, stamped envelope.

Subscriptions are \$32 for 12 issues. User group subscription rates available. Please inquire for delivery rates outside the U.S. Dealer inquiries invited.

ISSN 0738-7016

ROM WITH A VIEW

Building a Better Mousetrap

When I picked up my first portable, taking it apart was the last thing I thought about. I found ample enjoyment pounding away on its outside — there was no need to go tinkering with its insides.

My portable did everything I wanted. In those early days, I spent most of my time in TEXT mode. I used TELCOM once in a while. But generally I avoided doing anything that required an altogether different cable. Just the name *null modem* put me off. As for BASIC, well, at the time I wasn't even sure how to *spell* programmer much less be one.

But it's obvious other users aren't as timid. Once they get through the first 90-day warranty period, it's open season on their portable. Like hackers, these hardware gurus want nothing more than to make their laptop a better machine. So they throw in a resistor here or a double-pole switch there. Admittedly, it's never technologically earth-shattering but the alterations do make their life easier. And that's why we pass them on to you.

This month we feature a couple of do-it-yourself articles. One involves creating a self-charger within your 100. A practical way to reduce your dependency on batteries. The other is more educational and fun than practical. It explains how to connect a speech processor to your portable.

These articles are complemented by our cover story taken from contributing editor Carl Oppedahl's new book *Inside the TRS-80 Model 100* published by Weber Systems of Cincinnati, Ohio. Mr. Oppedahl's book is both detailed and informative. For anyone looking for an "everything you ever wanted to know about the Model 100" type of resource, *Inside the TRS-80 Model 100* comes highly recommended.

We've included a number of top notch programming pieces and a few reviews as well. In fact there's a little something for everybody in here, so dig in. In the meantime, I'll go and put my portable back together.

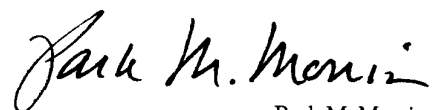
WE'VE MOVED

As many of you have noticed, we no longer can be contacted on CompuServe. The reason is quite simple. Our presence there was based mainly on our sponsorship of the Model 100 SIG. Late last year, CompuServe decided that vendors properly should be sponsors of their respective SIGs. Hence, Tandy took over as sysop for the Model 100 SIG.

We could have maintained our presence on CompuServe, however, we chose against it. Instead, we decided to support a new online service owned by General Electric aptly called GENIE. The reasons are varied and none should be construed as a falling out between CompuServe and *Portable 100/200/600*.

One of the big drawing points of starting up with a new service is being involved in establishing a new Model 100 special interest group. Our SIG is very important to us. It allows us to keep in touch with our readers. In essence, it acts as an extension of our magazine.

Our SIG on GENIE is called *Laptop RoundTable*, and our company user name is LAPTOPS. So give the RoundTable a try sometime: Use any of the local access numbers listed in our December Telcom column or call GENIE Customer Assistance at (800) 638-9636. We'd like to hear from you.



Park M. Morrison
Senior Editor

IF YOU OWN A PC



AND YOU LOVE YOUR MODEL 100 OR TANDY 200...

Call This Number Now 1-617-647-1099

Let Telecommuter software turn your IBM-PC into an integrated word processing and communications system as powerful as any combination of software products you can find.

Our software is as easy to learn and use as your portable computer. If you can use a Model 100 or Tandy 200, you already know how to use Telecommuter on your personal computer. It's that simple!

Telecommuter runs on the IBM-PC/XT/AT/jr and compatible MS-DOS computers, such as Compaq, AT&T 6300 and Tandy 1000/1200/2000/3000.

Start a job on your portable, then use Telecommuter to move the files to your desktop and finish the work with big computer word processing and communications power — FAST!

Call today to order your copy!

TELECOMMUTER™

*Software that always works
Support that's always there*

Only \$200. MasterCard and Visa accepted.

SO SIMPLE

SIGEA SYSTEMS, INC.

19 Pelham Road, Weston, MA 02193 (617) 647-1099

Circle 51 on Reader Service Card



Trouble Getting Organized

I've entered the program CALNDR.BA ("Datebook for the Disorganized," *Portable 100*, July, 1985) on my Tandy 200 and am having trouble running the program. When I press the F4 key to get today's appointment, I get the error message OS 800. Is there a modification to the program for the 200?

I would appreciate advice on this problem as I would like to use it. I enjoy your magazine and look forward to each issue.

I especially enjoyed your article and review of the Tandy Disk Drive. I'm going to purchase one in the near future and the review was helpful in making my decision. Any information on the new operating system that was mentioned in the article will be welcome. Keep up the good reporting.

Francis W. Harper
Elmira, NY

An OS error means that you are "out of string space." In other words there is insufficient memory space available to store the string variable. Your computer ran out of space while trying to assign data to the variable A\$ in line 800.

The solution to your problem is change line 100 in the listing to: 100 CLS: CLEAR 1000. That will allocate 1000 characters of memory space for strings, giving you ample room to run the program.

Your error is not Tandy 200 specific. This fix will work for both the 100 and 200. — Ed.

MORE ON THE SUBJECT

I've been a subscriber to *Portable 100* since its first issue. I look forward to every issue. *Portable 100* makes me look good when I use my Model 100.

In October's GIGO section another subscriber, Gary L. Blodgett submitted an enhancement to the CALNDR program by R.E. Mendenhall (*Portable 100/200* July 1985). The program is one of my favorites. The addition of the clock only makes it better.

I'd like to offer a couple more suggestions to further enhance CALNDR.

1. In lines 24, 36, 37 and 780: Since the primary purpose of a calendar is to

keep track of appointments, I changed the name of the text file in each line from NOTE.DO to APPT.DO. These lines should read:

```
24 'A$:LINE FROM APPT.DO FILE
36 'M2:MONTH FROM APPT.DO FILE
37 'D2:DAY FROM APPT.DO FILE
780 OPEN "APPT.DO" FOR INPUT
AS 1
```

This change requires you to open APPT.DO text file instead of NOTE.DO.

2. In lines 500, 510, 520, 530, 540 and 550: I changed the function key assignments and eliminated the word "KEY" in each line. This makes a neater screen display and seems to be more efficient and easier to use.

```
500 PRINT@22, "F1 — APTS TODAY
510 PRINT@62, "F2 — APTS OTHER
520 PRINT@102, "F3 — NEW MO/YR
530 PRINT@142, "F4 — NEXT MONTH
540 PRINT@182, "F5 — PREV MONTH
550 PRINT @222, "F6 — STOP PRGRM
```

3. In line 580: These GOSUB routines have to be changed to agree with the reassignments of the function keys. This should read:

```
580 ON KEY GOSUB 780, 720, 660, 600,
630, 1020
```

4. Line 590: This line was changed per the enhancement by Gary Blodgett. Included is the addition of lines 1030 and 1040. Both changes are listed below:

```
590 IF INKEY$ = "" THEN GOSUB 1030
:PRINT@265, CHR$(207);) "p"; T$;
CHR$(27) "q";:GOTO 590
```

```
1030 PM$="AM" :H = VAL (LEFT$
(TIMES,2)) :IF H>=12 THEN PM$ =
"PM" :IF H>12 THEN H=H-12
1040 T$ = STR$(H) + RIHGT$(TIMES,6)
+ PM$ :RETURN
```

The addition of this clock program really completes the CALNDR screen display.

5. Line 750: I changed the print instruction "ENTER DATE" to "DATE" and its address on the screen from 262 to 265. This was necessary because when you select F2 the EN from ENTER would fill the first two fields of the time line. This change cleared that problem.

```
750 PRINT@265, "DATE";
```

6. In line 870: All I did here was add a "CLS" command and a print address to the instruction. It now reads:

```
870 CLS :PRINT@40, A$
```

7. In line 880: Added a print statement and it's now:

```
880 PRINT :PRINT "PRESS ENTER TO
CONTINUE"
```

8. Line 980: I added a CLS command along with printing addresses. It should read:

```
980 CLS :PRINT :PRINT@249, "NO
FURTHER APPOINTMENTS"
:PRINT @295, "PRESS ENTER"
```

The last three changes print only one appointment at a time on the screen.

These suggested modifications are not earth shattering. They clean up the screens and give the program an expensive look.

Finally, one other comment. I also loaded David Straayer's BASIC lister program from your October issue. All I can say about it is — it's great. Not having to load a new program to TEXT eliminates a lot of problems.

The CALNDR program and the lister are excellent pieces of software for the Model 100. They're worth a lot more than the value of my subscription for the last two years.

Sorry for being so long winded, but I wanted to share these changes with your readers and hope they enjoy them.

Jerry Nelson
Carmel, IN

Thanks for the modifications. The CALNDR program has proven to be one of the most popular programs we've run to date. For more extensive additions see the article "Maintaining the Datebook for the Disorganized" in this issue.

Portable 100 welcomes readers thoughts and comments on ways to improve published listings. If you've been tinkering and have come up with some additional code that you'd like to share, send it along with appropriate explanation to GIGO Editor, c/o Portable 100, P.O. Box 250, Highland Mill, Camden, ME 04843. Be sure to include your name and address. — Ed.

PRAISE AND PROBLEMS

I've been using a Model 100 for about nine months now and find it indispensable in my business, which includes

travelling at least 25% of the time. I use the Model 100 in the office as my communication terminal for Easylink (Western Union) access to electronic mail, TELEX and OAG. On the road in places like Korea, Taiwan, Japan and Australia where I do not have convenient access to data communication networks, it becomes my "secretary." To accommodate my storage requirements during travel, I've upgraded to Traveling Software's 96K RAM and have just recently obtained the Tandy Portable Disk Drive (PDD).

I have therefore read with great interest the outstanding November 1985 article on the PDD. Kudos to Park M. Morrison for a comprehensive and fair article. And hooray for J.D. Hildebrand. The operating system is definitely archaic and I look forward to the new software. Today isn't soon enough!

I have experienced a problem that you may be able to help me with. When I attempt to load a program from the PDD that has been saved in .BA format to any of the three banks of the 96K RAM, I get a bank crash and a locked keyboard. If this happens in bank two or three, I can get into the first bank by turning the Model 100 off then back on. My recovery method is to use the TS "BANK" program from a usable bank and enter the locked bank with the "cold start" technique given in Traveling Software's manual. As a preventive measure, I've changed all programs on the PDD to .DO format, but this is a bit of a pain. Any suggestions?

Your articles are great. Keep up the good work and thanks for the service to the portable computer family.

Terry Sargent
Honolulu, HI

WISHING FOR MIRACLES

What is the mechanism for communicating from BASIC to the TEXT functions of the Model 100? For example, I want to write a program in BASIC to PRINT DATE\$, and then have it cued into the TEXT program so I can type in a code and the date will appear in my document.

E. John Hamlin
Waverly, OH

You have a great idea. Unfortunately, as is, the Model 100 doesn't provide any way to access a BASIC program from TEXT. However, there are a number of text processing programs that may help you out. For example, Write ROM from Portable Computer Support Group allows you to print out a

footer with "today's date" if given the proper code. Others, such as Micro Demon's Supera are capable of similar functions.

Contact Portable Computer Support Group, 11035 Harry Hines Blvd., No. 207, Dallas, TX 75229, (214) 351-0564. Contact Micro Demon, Inc., P.O. Box 50162, Columbia, SC 29250, (803) 733-0980. — Ed.

WISH LIST

I applaud your future disk operating system for the Tandy Disk Drive. What would massively extend the use of the Model 100 and Tandy 200 is a ROM implementation of the DOS that would allow:

1. Random access read/write
2. Merge files on the disk and, along with read/write, print out from disk (overcome memory limits of RAM) to LCD or printer.
3. Search/retrieve of disk data fields with user specified begin/end entry formats (carriage returns are too valuable within a long record).
4. Up and download in TELCOM with easy displays of RAM/DISK contents while online.

Quite a wish list for the post-Christmas season, but I'm sure I would not be the only person willing to pay dearly for it.

Tyler Parr
Cleveland, OH

We've received many "wish lists" from our readers regarding the operating system for the Tandy Disk Drive. We'll do our best to accommodate your needs. — Ed.

A LSTFIL UPDATE

The following are some changes I've made to the LSTFIL program ("Finding a Needle in a Haystack," Portable 100, November, 1985) that improve its performance. They are summarized below:

1. Line 190 is optional. It's not necessary to have file directory bytes displayed.
2. Change line 210 to include numbers within the .DO file name. Line 210 should therefore read: 210 CC=CC+1:IF AA>47 AND AA<91 AND CC>3 THEN GOTO 230 ELSE GOTO 270: REM ONLY LAST 8 BYTES OF FILE ENTRY.
3. To make the sound effects a little less harsh, change BEEP in lines 270 and 450 to SOUND 3000,20.
4. Line 410 is optional. It isn't necessary to display file contents during each search. Deleting this line will speed up the program.

5. Insert PRINT TT\$ in line 450 so only a statement containing an item being searched is displayed. Therefore, line 450 should read: 450 IF INSTR (TT\$,IT4(D))>0 THEN PRINT:PRINT TT\$:PRINT CHR\$(27);"p";"Item desired,";CHR\$(34);IT\$(D);CHR\$(34);" is in ";AA\$:SOUND 3000,20:PRINT CHR\$(27);"q":STOP

6. Line 450 is not necessary and should be omitted.

7. It should be noted that it's important whether the item being searched is or isn't upper case.

Leo S. Reich
West Orange, NJ

IN SYMPATHY

I sympathize with Kay A. Buck and her problem in sending files to an Apple.

I'm able to read and write to disks for 25 other computers, including IBM, but not Apple or Commodore.

One solution to her problem is to buy an Osborne 1. This computer is no longer manufactured, but service is available and the price is \$500 or less.

I'm writing this letter on a Model 100. When I go home this evening, I'll transfer it to my Osborne at 7200 baud. The transfer will be done using an inexpensive cable between RS-232 ports and a public domain program called OTERM (an acronym for Osborne Terminal Program). I'll then format it with Wordstar and send it to my printer. The Osborne usually comes bundled with BASIC, Wordstar and dBase II.

One further suggestion. I, too, have used my Model 100 in a library. I thought that the key clicks might distract other patrons. Thanks to the article "Rubber Band Plays Silently on Model 100" (Portable 100, October 1984), I was able to eliminate them by pulling the key caps off from the top using a bent paper clip and snapping a one-quarter inch rubber band around each shank. If you have a friend who has braces, his orthodontist should be happy to provide an envelope of the rubber bands.

Ralph Nottingham
Deerfield Beach, FL

FOR WANT OF A BARGAIN

I'm a hopelessly addicted bargain hunter, especially when the bargain happens to relate to my computing needs. I enjoy sharing my finds with

Text continues on page 43

Changes your Model 100 into a totally different computer with capability you never thought possible.

Lucid™
on Snap-In™ ROM

Infoworld
rated Lucid's
performance
"excellent"

**NOW
AVAILABLE
ON
M-200**

**PCSG says "Satisfaction Guaranteed
or your money back within 30 days!"**

LUCID® is here now. It is on a ROM cartridge that snaps into the compartment on the back of your Model 100. It takes no memory to load and no memory for operating overhead. That means you have the full 29 Kbytes free to store your data.

First, LUCID® is memory conserving. It will let you build a large spreadsheet—255 row by 126 column capacity. You build huge spreadsheets in your Model 100's RAM that could consume 80 to 100K on a desktop computer.

Secondly, LUCID® is fast. LUCID® is so rapid, a 36 column corporate financial statement took less than 4 seconds to calculate.

Thirdly, LUCID® has features you won't find in most other spreadsheets. For example, when you type a label (text) it will cross column boundaries; in other words when you type a label or title it will appear as you type it irrespective of column or width. LUCID® also allows you to set column widths individually, and of course LUCID® has insert row and insert columns, as well as other standard features. LUCID® even lets your formulas refer to cells in other spreadsheet files.

Further, LUCID® has what no other spreadsheet has: Cut, Copy, and Paste. It uses the same keys as Cut and Paste in TEXT, but here's the difference: it takes all the formulas with it when you paste and they all automatically recalculate with the entire sheet.

And here is what is really amazing. You can copy or cut from one spreadsheet and paste into another spreadsheet or even a TEXT file.

LUCID® supports all BASIC math functions as well as log, sine, cosine, tangent, exponentiation and other sophisticated math functions.

LUCID® has so many features that you will say "this is what I need in a spreadsheet"; such as automatic prompting of an incorrectly typed-in formula showing just where the mistake was made.

LUCID® has expanded "go to" functions that remember and produce a windowing capability.

But perhaps most remarkable is that LUCID® is not only a spreadsheet but a program generator as well. First, LUCID® lets you protect all cells against entry or change, and then unprotect just the cells you want for someone else to use as input fields.

LUCID® will not only process values, but text input as well so that the facts other than numbers can be responded to. LUCID® has the ability for you to refer in a formula to cells containing words. This feature combines with the capacity of doing "if then" statements that work by doing table look-ups against even massive X/Y charts of text or numerical information. You can produce a program that responds to inputs with no programming knowledge whatsoever.

You can prepare a report section in your spreadsheet with instructions to your user for printout, and they can produce a personalized printout that responds to their input. All your formulas and tables that did the calculations and provided the facts are invisible to that user. LUCID® is useful for doctors for patient questionnaires, troubleshooting technicians, purchase clerks, people doing job quotes, stores for customer workups, insurance agents and anybody who needs to process specific facts and numbers to produce a report based on those responses.

LUCID® comes with a manual that explains not only the characteristics of LUCID®, but will train you how to use a spreadsheet even if you have never seen one before. You are shown how to do budgets, forecasts, break-even analysis, amortizations and many other types of personal and business reports and calculations.

User friendly is such an over-used term in this industry, but a typical comment has been "I have never seen a spreadsheet that does so much, and yet LUCID® is so much

easier and faster to use."

LUCID® is a result of a most exhaustive developmental effort in which PCSG's objective was to develop a spreadsheet that was better than the state-of-the-art. We are so pleased because LUCID® provides for the Model 100 spreadsheet capability you cannot equal on a desktop computer.

LUCID® is, in our opinion and that of those who have examined it, a breakthrough. We sell it on a 30 day trial. If you are not completely satisfied, return it within 30 days for a full refund. Priced at \$99. on snap-in ROM. MasterCard, Visa or COD.

© PCSG 1984

First with
software for
the Model 100

PORTABLE
COMPUTER
SUPPORT
GROUP

1-214-351-0564

11035 Harry Hines Blvd., #207
Dallas, Texas 75229



SENTRY.CO: Changing of the Guard for the Model 100

BY M.J. NUGENT, JR.

Most password protection systems have problems. Here's a machine language combination that will provide hassle-free security.

Password protection programs have been written, rewritten and generally tossed about for some time now, and a few have proven to be quite effective. But all the password schemes I've seen still suffer from a few drawbacks. Most are written in BASIC, and must be defined with the IPL command. They won't work if the machine is turned off while you're in TEXT or at the MENU. Many can be defeated by pressing the PRINT key followed by SHIFT/BREAK or CTRL-C. They take up directory space and often too much RAM, and password length is sometimes limited.

What's needed is a method that works immediately and automatically each and every time the machine is powered up, regardless of whether it was turned off from BASIC, TEXT, MENU — whatever. It must work even if the machine turned itself off via the ten minute "time out" feature. It must be simple and take up as little of your valuable RAM as possible.

UNDER LOCK AND KEY

Here's the second-to-last password program you'll ever need. Type in the following code:

```
10 CLS
20 INPUT "PASSWORD"; P$
30 MENU
```

Now, instead of SAVEing it, just type NEW, because you're not going to need one of these again!

This is SENTRY, a machine language

combination lock which intercepts the Model 100's power-up routine to wait for a user-defined combination of keys, turning the machine off if the exact combination is not pressed within 30 seconds. The combination can be any desired number of keys and can include function keys, BREAK/PAUSE, PRINT, CAPS LOCK — any keys at all! Nothing but a cold boot can defeat it! SENTRY uses no directory space and only 146 bytes of RAM. Best of all, SENTRY is simple to use.


The SENTRY.BA program installs SENTRY.CO and allows you to define your own key combination. So, type it in, and let's do it! Be sure to back up all your important files, because we're messing with machine language here, and mistakes can send your data into the Twilight Zone.

Now, run SENTRY.BA, and you'll see that SENTRY.CO is not installed (of course!) and you're presented with three choices: Remove, Install, and End. Press I, and you're prompted for your desired key combination. For now, let's use something simple, like "abc." Press all three keys *simultaneously*, holding them down for at least 1/4 second. This gives SENTRY.BA enough time to record this key pattern. When you release all three keys, the machine beeps and installs SENTRY.CO in high memory, resetting HIMEM to protect it. After a few seconds, the SENTRY.BA

*Text continues on page 56
Listing begins on page 55*

SECRET.BA: Protecting .DO Files Through Encryption

BY BILL QUALLS



With most microcomputers, data security means locking away your diskettes. But some other method is necessary to protect the RAM of your Model 100 or Tandy 200 from unauthorized users. Certainly one of the most effective ways is to keep your Portable under lock and key, but that represents a real inconvenience every time you get up to walk away from your desk. Another common method is to alter the appropriate bit in the RAM directory to make the file invisible from the main menu. Additionally, various public domain password programs have been suggested, but many of these can be bypassed by using the PAUSE key followed by the BREAK key. There is a better way.

Data encryption represents the best means of protecting your data for several reasons. First, protection can be done on a selective basis: you only need to encode those files whose data is of a sensitive nature. Second, the encoded data can be backed up to cassette or diskette just like any other .DO file. Such data without the appropriate key is useless. Third, encrypted data can be freely transmitted over the telephone lines or via electronic bulletin boards. Finally, BREAK, PAUSE and an onslaught of PEEKs and POKEs will prove ineffective. The encrypted data can be freely distributed: Without the key it is of no value.

It's the Holmes Engineering/PCSG "chipmunk"

PORTABLE

Disk Drive

for the Model 100/200

NOW
AVAILABLE
ON
M-200

\$499

Includes a library of
six powerful programs

Uses the main menu concept. You see the disk directory instantly, arranged on your M-100 screen like your main menu. Just move the widebar cursor and transfer files with a function key. You can run a file directly from the diskette with the ENTER key. Uses 3½" microfloppy diskettes that have a rigid plastic casing and a metal core. They're tough and nonflexible. You can carry several in a shirt pocket without damage. There's 358K on a diskette. Ten of these in your briefcase and you've got 3½ megabytes.

Drive weighs only three lbs. and it works directly from the 110 outlet and recharges at the same time. It recharges in six hours with thousands of pages transferred between charges. It's compact, with dimensions of 2¼" x 5½" x 7.5"; and fits easily into your briefcase along with your Model 100 or 200.

Machine code programs, BASIC programs, *Lucid* files and documents all are saved and retrieved with no protocol—instantly, ready to run.

In a special association, Holmes Engineering and PCSG have worked together combining the hardware knowledge of Holmes and the software expertise of PCSG. The result is a product that can only be regarded as excellent.

You see the disk directory instantly; works just like the main menu

Here is what is really exciting. The portable disk drive has Random Access. Included as part of the operating system in the drive (ROM) is a very powerful disk BASIC.

This means that you can have BASIC programs that will access the diskette and read and write records directly on the diskette.

Just imagine yourself with this kind of capability.

Database—The portable disk drive stores your mailing list, inventory items, part #s and descriptions of any other data that you need to recall.

358K on a diskette

Invoice (purchase order)—At the touch of a button you can print out your sequentially numbered, professionally done invoices. This is truly professional invoicing capability.

Purchase orders are just as easy.

Sort—This excellent utility allows you rapid sorting of any records you have compiled. You can write the newly sorted list back in the same file on the diskette or to a new file.

Telecom interface—If you are a user that likes to access other computers or databases (for example CompuServe) by telephone then this powerful facility alone is worth the price of the disk drive. You can automatically download and upload information onto the diskette.

Calendar—Everyone who has seen this program has said, "This is the first calendar/

diary/scheduler on any computer anywhere that I can use. It is so functional."


The calendar program is usable for two reasons, first it is designed correctly, and second you have the memory (358K) on the diskette to log and access a tremendous amount of notes over a long period of time.

Personal Finance Manager—This wonderful program truly lets you keep track of your finances.

All your records are kept on the diskette. Bank accounts (checking and savings) and charge accounts such as MasterCard and Visa.

We at PCSG believe we have the ultimate Model 100 system, the Portable Disk Drive plus the *Lucid* spreadsheet on snap-in ROM, *Write ROM* word processing and the new 64K RAM expansion now available from PCSG.

We want you to find out for yourself at no risk. If you aren't totally satisfied within 30 days, simply return the disk drive for a full refund. Priced at \$499.95, including the software library, MasterCard, Visa, COD.



"Ask about our new \$399 budget model"

PORTABLE
COMPUTER
SUPPORT
GROUP

1-214-351-0564

11035 Harry Hines Blvd., #207
Dallas, Texas 75229

PCSG offers a 30-day/money-back trial!

Circle 37 on Reader Service Card

One method of foiling such attempts to "break" a code is to use several ciphers. For example:

Letter	Code 1	Code 2	Code 3
A	B	C	D
B	C	D	E
C	D	E	F
D	E	F	G
E	F	G	H
F	G	H	I
G	H	I	J
"	"	"	"
"	"	"	"
Y	Z	A	B
Z	A	B	C

For the first letter use Code 1, for the second letter use Code 2, for the third letter use Code 3, for the fourth letter use Code 1, for the fifth letter use Code 2, and so on.

Letter	Use Code	Becomes
C	1	D
A	2	C
B	3	E
B	1	C
A	2	C
G	3	J
E	1	F

Thus CABBAGE becomes DCECCJF! Under such a coding scheme, one letter may have several meanings. In our example, "C" means both "A" and "B". The more codes you use, the more cryptic your data will become.




Table 1. Examples of how different SECRET.BA coding keys work.

TEST.DO

This is a test of SECRET.BA which will encode and decode .DO files.

```

ABCDEFGHIJKLMNPOQRSTUVWXYZ
abcdefghijklmnopqrstuvwxyz
1234567890 !@#$%^&*()
    
```

Encoded with key = **CHERYL**

```

=Vtk | \ L sW \b ge <3.JDFq0, iQWN'
iRZW d'LJO] SWR \dUXRP' z=- ^h^Nas
    
```

```

/;-C7/53Ai=5;9GOC;A?MUIAGE
SKQO|eYQWSbk.W|iqe|caowkc
)1%w#!/7+s f8"phlk""u
    
```

Encoded with key = **Q-SOFT**

```

K;bh cj Z ',jG dR Jr<C1N%o:
q.<| q'?e QhZB]Z [e7 YQI7 ^ ( " [Uf\F"
    
```

```

n;80?=tA>6ECzGD<KI&M]BQO,S
[Y6]ZRa.<a.XgeBif ^mkHoldsq
&x-+b/,$3' t5ixv1yyn#
    
```

This type of coding algorithm is very tedious and prone to error when done by hand, but not when handled by your Tandy!

SECRET.BA uses much the same process for encoding your files. See the example shown in Table 1. (I suggest you create TEST.DO as shown for testing SECRET.BA.) Each letter of the "key" determines the code to be used for the corresponding letters in the .DO

Encryption represents the best means of protecting your data.

files, and the length of the key determines the number of codes used. The examples show how variations in the key have a pronounced effect upon the encryption of the data.

SECRET.BA will allow any length key, up to 255 characters. Alphabetic, numeric, blank or graphic characters may be used. A temporary file, [TEMP].DO, will be renamed to the name of the source file. Note that once SECRET.BA has been run, either an encoded or decoded version of the data will exist, but not both. An error in the key entry could be disastrous; consequently, the key must be entered twice for verification purposes. Note that leading and trailing blanks are significant, as is the use of lower case vs. upper case letters. If you wish to retain the source data then remove the KILL and NAME statements from line 60 as follows:
60 IFEOF(1)THENCLOSE:
PRINT"done":

MENU

Only those printable characters common to the keyboard and line printer have been used (ASCII values 33 through 122 inclusive). This is done so that a hard copy of an encoded file could be produced should that be necessary.

To decode a file, follow the same procedure as encoding, but enter a "D" when prompted at line 30. Should you make a mistake in entering the key, the resultant file will be garbage (After all, what kind of security would it be otherwise?) However, as long as you know what the key should have been you can recover by re-encoding with the wrong key, then decoding with the correct key. □

Listing 1. The SECRET.BA program protects files through encryption.

```

5 REM 'SECRET.BA: FILE ENCRYPTION PROGRAM
10 MAXFILES = 2
   :DEFSTR A, K, X
   :DEFINT I - J
   :OS = "[TEMP].DO"
   :CLS
   :PRINT @45, ".DO File encryption by Q - Soft"
   :FOR I = 1 TO 300
   :X = INKEY$
   :IF X = "" THEN NEXT I
20 CLS
   :FILES
   :LINE INPUT "Source file? ";IS
25 OPEN IS FOR INPUT AS 1
   :OPEN OS FOR OUTPUT AS 2
30 CLS
   :PRINT
   :LINE INPUT "(E)ncode or (D)ecode? ";A
   :IF A = "D" OR A = "d" THEN A = "DE" ELSE IF A = "E"
   :OR A = "e" THEN A = "EN" ELSE BEEP
   :GOTO 30
40 PRINT
   :LINE INPUT "Enter key? ";K1
   :CLS
   :PRINT
   :LINE INPUT "Re-enter to verify? ";K2
   :IF K1 <> K2 THEN BEEP
   :PRINT
   :PRINT " < Verification error > "
   :GOTO 40
50 CLS
   :PRINT @45, "Begin ";A;"code process...";
55 FOR J = 1 TO LEN(K1)
60 IF EOF(1) THEN CLOSE
   :PRINT "Done"
   :KILL IS
   :NAME OS AS IS
   :MENU
70 X = INPUT$(1, 1)
   :I = ASC(X)
   :IF I < 33 OR I > 122 THEN 100 ELSE IF A = "DE" THEN
   90
80 I = I + ASC(MID$(K1, J, 1))
81 IF I > 122 THEN I = I - 90
   :GOTO 81 ELSE GOTO 95
90 I = I - ASC(MID$(K1, J, 1))
91 IF I < 33 THEN I = I + 90
   :GOTO 91
95 X = CHR$(I)
100 PRINT #2, X;
   :NEXT J
120 GOTO 55

```

NEW! MODEL 100 3-in-1 ROM

Interactive Solutions*

All the software that you will ever need
on the Model 100 Portable:

A Truly
Integrated
Software

- 1— Data Base
- 2— Spreadsheet
- 3— Word Processor
with Mail Merge

Now on a plug-in ROM. *Integrated* and easy as 1-2-3!

Interactive Solutions

Tandy Cat. #26-3844

Available at your nearest

Radio Shack[®]
COMPUTER CENTERS

■ **The Data Base** turns your Mod 100 into a personal filing system. You can store, examine, update select, sort and list a wide variety of information - from personnel records and inventory facts to appointment schedules and client lists.

■ **The Spreadsheet** turns your Mod 100 into a powerful decision tool. It is a full featured spreadsheet with 99x99 cells and provides fast decimal arithmetic in formula computation with complete range of scientific functions.

■ **The Word Processor** uses the Text editor of Mod 100 and gives you additional features for formatting and printing. You can set margins, line/para spacing, justify, define header/footer and use special print features like underline, **boldface**, etc.

MORE MEMORY Interactive Solutions does not occupy RAM memory, so frees your precious RAM for larger data files.

EXTRA CONVENIENCE Interactive Solutions plugs in the optional ROM socket. It is always resident and ready to work. You don't need to load programs from cassette recorder any more.

Interactive Solutions integrates all of your data information in Mod 100. With a touch of a function key, you can easily:

- Select and move items from **Data Base** files into **Spreadsheet** columns.
- Generate a report in **Data Base** program and move to the **Word Processor**.
- Cut any part of **Spreadsheet** and move to the **Word Processor**.
- Merge the items (like names, addresses) from **Data Base** files into a **Form Letter** and generate multiple letters or labels.

*All this and much more in
a 32K bytes ROM from*

DCM Data Products
1710, Two Tandy Center
Fort Worth, Tx. 76102
Tel: 817/390-2762



*Copyright DCM Data Products, Licensed to Tandy Corporation.


* Registered trademark of Tandy Corporation.

Radio Shack and Model 100 are trademarks of Tandy Corporation.
1-2-3 is a trademark of Lotus Corporation.

Datebook for the Disorganized

Chapter Two

By Wartan Jemian



These additions to CALNDR .BA simplify the job of getting organized and staying organized.

If you're at all like me, you picked up your Model 100 and started keying in the CALNDR program by Ray Mendenhall as soon as you skimmed his article "Datebook for the Disorganized" (see *Portable 100/200*, July 1985). The calendar feature is a real prize and the schedule operations are great. Call them up with the calendar in view. This will make a manager out of anyone.

However, I quickly learned that there was room for improvement. Not to take away from Mr. Mendenhall's

fine work but I wanted a greater interaction between the program and the "datebook" file. One of the difficulties I had was on recalling an item that should be in the file, I'd leave CALNDR, select and open NOTE.DO, and oops!... "forgot what the item was." This is akin to alligators and ponds.

PUTTING THEM TOGETHER

The solution, of course, is to have those editorial functions available in

CALNDR.BA. Even SCHEDL doesn't offer this service. Therefore it was imperative that these operations be coded, which was completed in its initial form within the week. Since my regular employment has kept me out of town and on an overtime schedule a bit more time has elapsed. However, during that period the program has served me well and conveniently.

I'll probably always make notes on scraps of paper, but I've been carrying

Text continues on page 58

Direct from the North Pole Now Through **HELD OVER
BY POPULAR DEMAND**

Model 100 Nec 8201A Tandy 200

SAVE OVER 30%

Christmas Sale

Cleuseau was \$95 **NOW \$65**

Text Editor and BASIC Inspector. Amazing Edit functions. Overwrite. Search and Replace. Append to the Paste Buffer. Search Backwards. Repeat any function a specified number of times. Inspect your BASIC code. Renumber. Remove every unnecessary byte from your program with one command. Stop points and Print points to follow program execution. Show the GOSUB/RETURN Stack. Kill lines. Copy or Move lines, renumbering GOTOs, GOSUBs, etc. List lines with specific characteristics. A MUST FOR PROGRAMMERS.

ROM2 was \$85 **NOW \$55**

FAST Macro Assembler (300 lines per minute) and Symbolic Debugger (simulates 1000 instructions per second). Assembler allows User-Defined Macros. Conditional Assembly. Expression evaluation. Complete 8085 instruction translation. Complete error checking. Debugger allows memory inspection by name (label). Interactively execute and patch machine code. Single step, step into, out of and over subroutines. Set breakpoints and simulate up to them. Hex and ASCII memory dumps. The choice of most professional software developers.

Cleuseau + ROM2

was \$145 **NOW \$95**

Two amazing product together in one ROM. Save \$25 when you buy both. A complete software development system.

Guardian

call for prices

Put YOUR BASIC programs in a ROM. Completely customize your computer. Guardian is a service we provide. It seems too simple to be true. You send us up to 30K of .BA, .CO and .DO files on cassette or DVI disk and we will return to you any number of ROMs containing your software. No special programming. No restrictions. Your programs are completely secure; they cannot be listed, copied or altered in any way.

MasterCard and VISA - call to order

(907) 776-5529

Please add \$4
shipping and
handling

! ROM Software at Cassette Prices !

Plug in a ROM ten times faster than you can read a tape.

Polar Engineering and Consulting

P.O. Box 7188, Nikiski, Alaska 99635



```
MENU  CALENDAR  PLAY  UPDATE  WORK
FILE  INVEN    SALES  WORK
TELCOM COST     PROJECT RETAIL  WORK
PLAN  SCRAP

Microsoft(R) Works V1.20. Copyright (1984, 1985) Microsoft Corp.
3 Copy Delete List Name Options 207 Set
Custom Manager: 1/1/1985  1 1 1985  1 28 02 AM
```

TANDY 600 PORTABLE COMPUTER

ESC 1 2 3 4 5 6 7 8 9 0 = DEL
TAB Q W E R T Y U I O P ENTER
CTRL A S D F G H J K L ; ' ENTER
CAPS LOCK Shift Z X C V B N M , . / > ? Shift
LABEL ALT NUM

The new disk-based Tandy 600.

A breakthrough in portable computing power and versatility.

Finally—a portable that matches the performance of a desktop computer. Our new Tandy 600 features a 16-bit microprocessor, an 80-character by 16-line display, a built-in 3¹/₂" disk drive that stores 360K of data and 32K RAM (expandable to 224K*).

Five Resident Applications

With the Tandy 600's larger display and expanded memory, Multiplan spreadsheet analysis can hold more information. Word processing is as easy as using MS-Word. You'll have quicker access to documents, and better storage with the built-in disk drive. File is an electronic data base for names and addresses, expenses, client billing, inventory and more. And you can keep a large number of different files on the pocket-size diskettes. With Telecom and

the Tandy 600's built-in modem, you're able to communicate with other computers over phone lines and access national information networks. Telecom will even dial the phone number of anyone listed in the File program. Calendar helps you keep track of daily tasks and activities.

The easy-to-learn resident System Manager lets you run each application, exchange information between applications and manage the files created. And you can add BASIC/ROM (26-3904, \$129.95) to write your own programs.

Tandy . . . Clearly Superior™

If you've been looking at portable computers, compare them with the Tandy 600 (26-3901, \$1599). You'll be amazed at what it can do!

Available at over 1200
Radio Shack Computer Centers and at
participating Radio Shack stores and dealers.

Radio Shack
COMPUTER CENTERS

A DIVISION OF TANDY CORPORATION

Send Me a Free Tandy 600 Brochure

Radio Shack, Dept. 86-A-114
300 One Tandy Center
Fort Worth, TX 76102

Name

Company

Address

City

State

Zip

Phone

* RAM upgrades are in banks of 96K each (26-3910, \$399.95). Prices apply at Radio Shack Computer Centers and participating stores and dealers. Multiplan and MS-Word/TM Microsoft Corp.

Circle 54 on Reader Service Card

Understanding the Hardware of the Model 100

It may be small, but it's complicated.

By Carl Oppedahl


The Model 100 uses an 80C85 microprocessor. The letter "C" indicates it is a CMOS version of the 8085 device, which means it draws very little power. Most of the integrated circuits in the Model 100 are CMOS devices. This was done to conserve battery power. For this purpose, 8085 is used to reference this microprocessor rather than 80C85, since the devices are so similar.

Communication between the 8085 central processing unit (CPU) and the rest of the world is accomplished almost exclusively through the input/output ports. The 8085 has four ways of communicating with the circuitry:

- the 65536 memory addresses which are used in the Model 100 for random access memory (RAM) and read only memory (ROM) access
- the 256 I/O ports, of which twelve are currently used in the Model 100
- the serial input and output pins, used in the Model 100 for cassette I/O
- the interrupt pins which are used for various purposes.

MEMORY LOCATIONS

The CPU has the ability to load to and from a large number of memory addresses, selected by turning on and off combinations of the sixteen address lines. The number of distinct addresses is two to the sixteenth power, or 65536.



In the Model 100, the bottom half of this so-called address space contains read-only memory or ROM. Depending on certain port outputs, memory accesses within this part of the address space connect with the standard ROM chip M12 or a chip in the optional ROM socket M11.

In other words, PEEKs to addresses below 32768 yield one set of values if the standard ROM is selected, and another set of values if the option ROM is selected. When the computer is turned on, it sets itself to the standard ROM.

Read-only memory, as its name suggests, cannot be written to. If you try to change its contents, by means of a POKE in BASIC

or a store instruction in machine language, you'll find its contents unchanged. Fortunately, you cannot cause any harm to the ROM by doing this.

The top half of address space (numerically speaking) is set aside for RAM chips, shown in Figure 1. An 8K machine has RAM soldered in place from E000 to FFFF with three sockets in the area from 8000 to DFFF. A 24K machine has a RAM soldered in place from A000 to FFFF and a single socket for 8000 to 9FFF.

Optional RAM modules can be installed. They can be plugged into any vacant sockets and the CPU will be able to access them, but the ROM operating system will only "discover" and use the RAM that extends in an unbroken series down from FFFF.

Text processing power that no other program can equal.

Write ROM[®]

on Snap-in™ Cartridge \$99.

**NOW
AVAILABLE
ON
M-200**

PCSG says "Send it back in 30 days for a full refund if you don't agree."

WRITE ROM is the definitive word processing extension for the Model 100. PCSG produced the first text formatter for the Model 100, now sold by Radio Shack as Scripsit 100. Now, 18 months later, PCSG introduced WRITE ROM. Those who have experienced it say WRITE ROM literally doubles the power of the Model 100.

WRITE ROM — as its name implies — is on a snap-in ROM. You simply open the little compartment on the back of the Model 100 with a quarter and press WRITE ROM in. It's as easy as an Atari game cartridge. You can use other ROM programs like Lucid whenever you wish.

WRITE ROM lets you do every formatting function you'd expect, like setting margins, centering, right justifying and creating headers and footers. But it does them under function key control.

WRITE ROM remembers your favorite format settings so you can print a document without any setup, but you can change any formatting or printing parameter instantly with a function key.

WRITE ROM's "pixel mapping" feature shows you an instant picture on the screen of how your printout will look on paper.

In all there are 64 separate features and functions you can do with WRITE ROM, and some of these features are truly breakthroughs for the Model 100.

First, WRITE ROM lets you do search and replace. Any word or phrase in a document can be searched for and replaced with any other phrase where the search words appear.

Second, WRITE ROM lets you send any text (formatted or not) to any other computer over the phone with just a function key. What's more, it dials and handles sign-on and sign-off protocol automatically.

Third, WRITE ROM has a wonderful feature called Library that lets you record favorite phrases, words or commonly used expressions (often called boilerplate).

Any place you wish Library text to appear you just type a code. WRITE ROM automatically inserts the text just like a Xerox Memory Writer. Picture what you can do with that kind of capability.

WRITE ROM is blindingly fast. No one can claim faster operation. Because it is on ROM it uses virtually none of your precious RAM. It works with any printer, serial or parallel. You can make a duplicate copy of a document file under a new filename. Rename or delete (kill) any RAM file with function key ease.

This description only scratches the surface of this amazingly powerful piece of software. Dot commands allow control of such things as margins, centering, line spacing and other changes in the middle of a document. Most are WordStar™ compatible.

A mailmerge feature allows you to send the same document to every name on your mailing list, personalized for each recipient.

WRITE ROM enables you to do underlining, boldface and correspondence mode as well as any other font feature like superscripts that your printer supports, in a way that many users say "is worth the price of the program."

To underline you don't have to remember a complicated printer code. You just type CODE u, and to stop underline, CODE u again. The CODE key is to the right of your spacebar. Boldface? CODE b to start and stop. Easy to remember and do. Five different printer features of your choice.

We couldn't list all the features here. For example, you can select not just double space but triple or any other. You can use your TAB

key in a document. WRITE ROM allows you to indent. This means you can have paragraphs with a first line projecting to the left of the rest of the paragraph. WRITE ROM has a feature unique for any word processor on any computer. It's called FORM. FORM is an interactive mechanism that lets you create screen prompts so that you or someone else can answer them to fill out forms or questionnaires.

With FORM, any place that you had previously typed a GRAPH T and a prompt in a document, WRITE ROM will stop and show you that prompt on the screen. You can type in directly on the screen and when you press F8 you see the next prompt. It goes to a printer or a RAM file.

Think how you can use FORM. A doctor or nurse could use it for a patient's history with each question appearing on the screen. An insurance salesman could use it for his entire questionnaire. You could construct a series of prompts to answer correspondence, typing the answers, even using Library codes. This feature lets you answer letters in rapid-fire fashion, each with personalized or standard responses.

Before WRITE ROM you had to be a programmer to create a series of prompts. Now it's as simple as GRAPH T.

PCSG makes the claim that WRITE ROM is the easiest, fastest and most feature-rich formatter for the Model 100. We're happy to offer WRITE ROM because it expands the 100 to a dimension of text processing you cannot equal on even larger computers.

We brashly state that WRITE ROM is the best you can buy. But put that to the test. If you aren't as excited as we are, return it for a full refund. Priced at \$99. on snap-in ROM. MasterCard, VISA, American Express and COD.

PORTABLE COMPUTER SUPPORT GROUP

11035 Harry Hines Blvd. No. 207, Dallas, Tx. 75229

VISA / MASTER CARD / AM. EXP. / C.O.D.

1-214-351-0564

ASSEMBLY

The serial input and serial output pins of the CPU, SID, SOD (pins 5 and 4 respectively) are used for cassette input and output. The interrupt pins of the CPU (pins 6, 7, 8, 9 and 10) provide a variety of inputs to the CPU. The cassette and interrupt pin assignments are shown in Table 1.

When the 8085 executes an IN or OUT instruction, several things happen. The CPU asserts the IO/M* line, indicating that it wants to talk to an I/O device rather than a memory chip. The eight-bit port address is made available on the address lines. Actually, the CPU offers the port address twice, once on the top half of the sixteen address lines, and again on the bottom half. Next, the CPU waits for an I/O device to offer or accept an eight-bit byte of data.

The eight address lines used to select I/O ports are connected to an address decoder, one or more integrated circuits whose task it is to interpret various possible combinations of off and on among the eight lines. Other devices are then activated accordingly. Most of the port address decoding duties in the Model 100 are performed by M16, which takes bits 7, 6, 5 and 4 of the port address as input and determines which port integrated circuit, if any, is activated. This is shown in Figure 2.

The connection of the IO/M* signal to M16 insures that M16 responds only

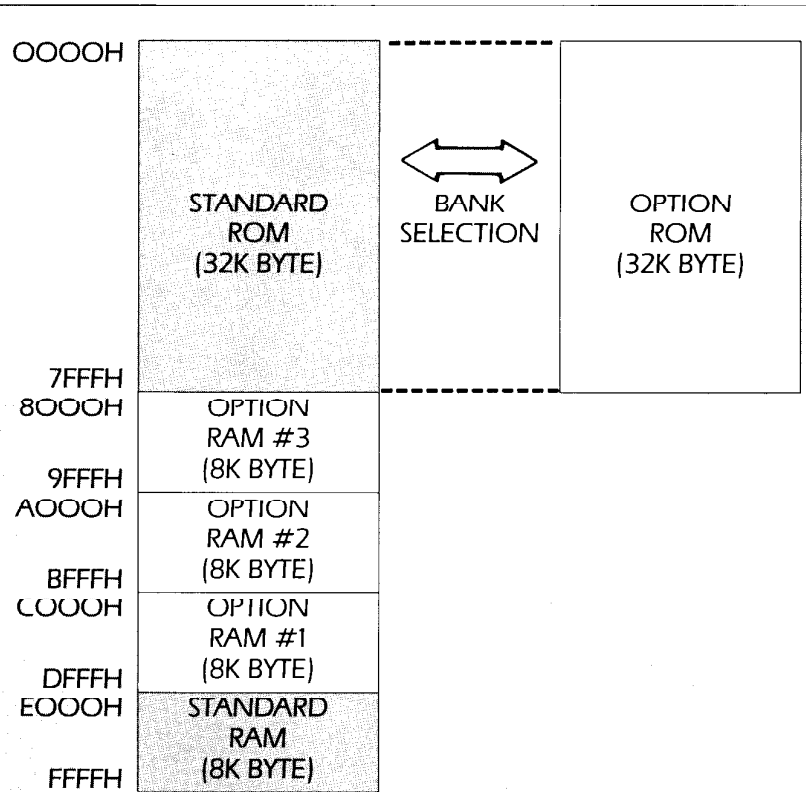


Figure 1. Memory map

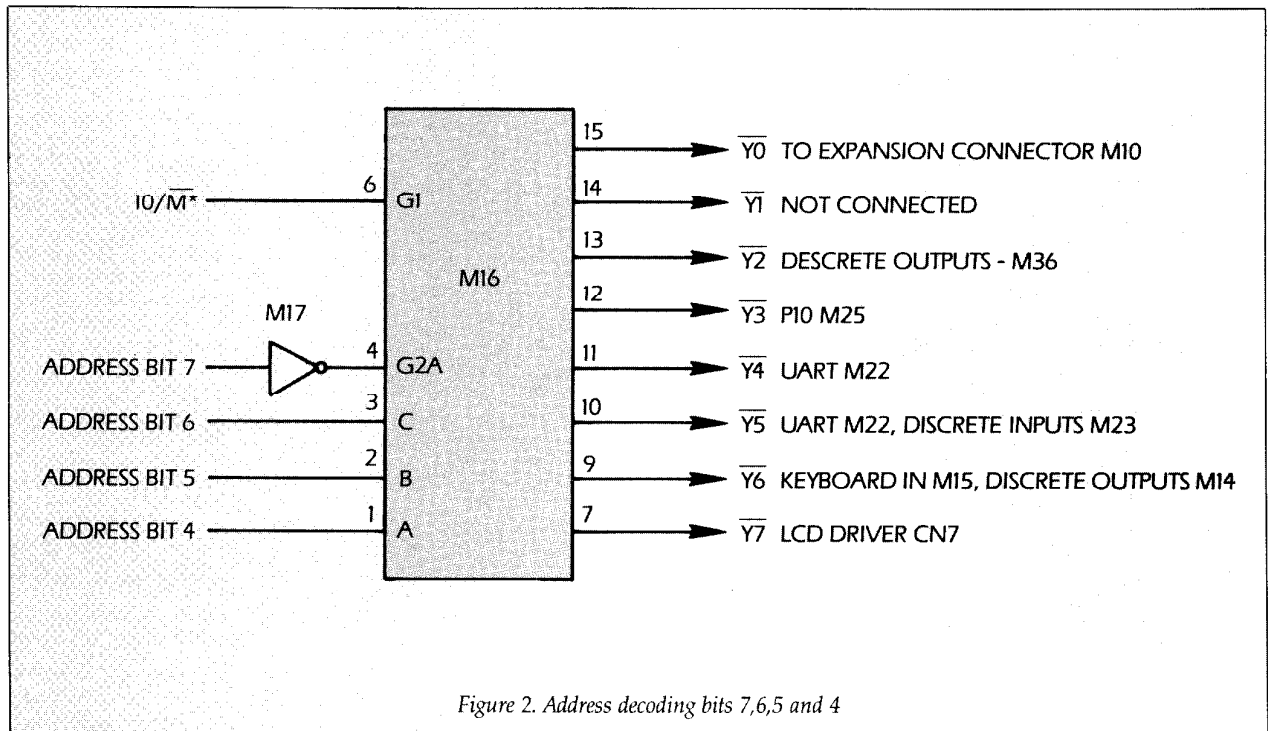


Figure 2. Address decoding bits 7,6,5 and 4

ASSEMBLY

Table 1. Input/Output signals originating or terminating at the CPU chip

Pin	CPU Name	Signal	Function
4	SOD	SOD	Serial output to cassette
5	SID	SID	Serial input from cassette
7	RST 7.5	TP	256-Hertz pulse
8	RST 6.5	DR	UART data received
9	RST 5.5	BCR	Bar-code reader input
10	INTR	INTR	Expansion bus pin 17

Table 2. Input port hardware

Y	Port	Integrated Circuit
Y3	BB	M25-PIO (port C)
Y4	C8	M22-UART (receiver buffer)
Y5	D8	M23-buffer
Y6	E8	M15-buffer
Y7	FE,FF	CN7-LCD connector

Table 3. Output hardware and access to contents

Y	Port	Integrated Circuit	Contents
Y2	A8	M36-flipflop	FAAE
Y3	B8	M25-PIO	Not available
Y3	B9	M25-PIO (port A)	Input port B9
Y3	BA	M25-PIO (port B)	Input port BA
Y3	BC,BD	M25-PIO (divider)	Not available
Y4	C8	M22-UART transmitter	Not available
Y5	D8	M22-UART control	Not available
Y6	E8	M14-Flipflop	FF45
Y7	FE,FF	CN7-LCD connector	

Table 4. Port numbers

Port Number	Input Function	Output Function
00-6F	Not used	Not used
70-8F	See text	See text
90-9F	Hobby use	Hobby use
A8*	Not used	Phone/modem
B8 (&B0)	Not used	PIO divider control C3-start 43-stop
B9 (&B1)	Port contents	Parallel outputs: LCD, LPT, KB control, clock/calendar
BA (&B2)	Port contents	Output pins (see table 6)
BB (&B3)	Input pins (see table 7)	Not used
BC (&B4)	Not used	PIO divider lower byte
BD (&B5)	Not used	PIO divider upper byte and mode
B6, B7, BE, BF	Not used	Not used
C8*	UART incoming data	UART outgoing data
D8*	Input pins	UART control
E8*	Keyboard input	Output pins (see table 8)
FE*	LCD	LCD
FF*	LCD	LCD

*Model 100 port addresses are not fully decoded. For example, all ports A0 through AF respond identically to A8.

to I/O port addresses and not to memory (RAM or ROM) addresses. The connection of address bit 7 causes M16 to respond only when bit 7 is on. In other words it responds only to port addresses above 127 (80H to FFH).

**Read-only
memory, as its
name sug-
gests, cannot
be written to.**

The connection of bits 4, 5 and 6 causes one of the eight outputs to be selected (pulled low) in response to the bit pattern. The chip-select signal Y0 is activated for any port address in the range of 80 to 8F. Y1 is activated for any address in the range of 90 to 9F, and so on up to Y7, which corresponds to F0 to FF.

The integrated circuits to which the Y signals are attached are listed in Table 2, which shows the input devices, and Table 3, which shows the output devices.

What about port address lines 0, 1, 2 and 3? M16 pays no attention to them. It has no way of knowing whether the CPU has requested a port input from 80, 81, 82 or any other value up to 8F. It activates Y0 for any of these addresses. This makes for a certain arbitrariness when you are writing a program. If the task is to get a byte of data from the UART, the result is the same whether you input from C0 or CF, or any value in between. This is because the UART itself ignores address bits 0 to 3. Throughout the ROM, the value C8 is used.


A few of the devices selected by M16 do pay attention to bits 0 to 3. For example, the PIO chip, selected by Y3, looks at bits 0 to 2 and responds differ-

Your own Program on a ROM

*8K or
32K*

*Any BASIC or
machine code
program on a custom
ROM ready to snap in to
your Model 100 or
Tandy 200.*

*You can't tell your
program from a built-in.
Quantity pricing as low
as
\$49⁹⁵*



ASSEMBLY

ently, depending on which bit is on. B8, B9, BA, BB, BC and BD are distinct port addresses in the Model 100. Taking into account the various ways port address lines are connected in the Model 100, you can develop a map of "port space" somewhat like the address space, as shown in Figure 1. This is depicted as a diagram in Figure 2 and Table 4.

Communication between the CPU and the rest of the world is via the I/O ports.

THE PORTS

No circuitry has been supplied to handle ports 00 to 6F, and nothing in the ROM suggests expansion in that area.

Ports 70 through 8F, though only partially implemented through the Y0 signal, appear to be for loading parallel data to and from some mass storage device plugged into the expansion bus connector M10. Perhaps these are part of the optional I/O control unit or RAM file unit referred to on pages four through twelve in the service manual.

Ports 90 through 9F, which correspond to port-select signal Y1, are not connected to anything. This is described in the service manual as an optional telephone answering unit.

Port A8 controls discrete functions. Bit 0 disconnects the telephone instrument and bit one enables modem carrier transmission. Usually you want to change only one of the bits. You can find the present contents of the port in RAM at FAAE, change bits using AND and OR operations and write out to the port and to RAM.

Output port B8 programs the 81C55 PIO. The 81C55 PIO (Programmable Input Output) chip is a forty pin integrated circuit that does much of the I/O work of the Model 100. As it comes from the factory, it contains 256 bytes of RAM that never get used in the Model 100. It also contains three ports (A, B and C) that are capable of being programmed as input or output ports, but the wiring of the Model 100 is such that port A and B are always used for output (and their interrupt capability

PORTABLE COMPUTER SUPPORT GROUP

11035 Harry Hines Blvd. No. 207, Dallas, Tx. 75229

1-214-351-0564

VISA / MASTER CARD / C.O.D.

ASSEMBLY

is never used), and C is always used for input. See Table 5 which shows how the PIO discrete input and outputs are wired. The table also shows other PIO connections.

Of the eight bits that can be output to port B8, six never change, as they would make the PIO do things the Model 100 wiring does not let it do. If

The number of distinct addresses is two to the sixteenth power, or 65536.

you do inadvertently send the wrong values for these bits, no harm is done to the hardware.

Only two of the bits ever vary, bits 6 and 7. They control a so-called timer, which as used in the Model 100, would be better termed as a divider. The divider-control bits 6 and 7 should be 11 (binary) to start the divider, and 10 to stop it.

Port B9 is the general-purpose parallel output, accomplished through PIO port A. It is used for the printer, LCD and keyboard. In addition, it is used to send serial data to the clock/calendar chip. Current contents of the port are obtained by reading from the port.

Port BA, like A8, controls discrete functions. Unlike A8, it is accomplished through the PIO chip (port B), so that current contents of the port are obtained by reading from the port. Bit 0 scans the keyboard modifier keys such as the shift and control keys. Bits 0 and 1 address the LCD. Bits 2 and 5 control the beeper. Bit 3 switches from RS-232 to modem mode. Bit 4 removes power to the computer. Bits 6 and 7 assert DTR and RTS when in RS-232 mode. Bit 7 hangs up the phone when in modem mode. This is shown in Table 6.

Port BB is PIO input port C, used for sensing discrete signals. Bit 0 is clock/calendar data. Bits 1 and 2 are printer status. Bit 3 is bar-code reader input. Bit 4 is CTS or ANS/ORIG, and bit 5 is DSR or DIR/ACP. These input signals are shown in Table 7.

Ports BC and BD load and low the high bytes, respectively, of the divider used by the PIO to produce the baud rate and beep frequency.

Get More **POWR** for Your **DISK**

Do you own a **Tandy Portable Disk Drive**? Do you enjoy the convenience and flexibility it adds to your 100 or 200? Then wait until you unleash its full **POWR**.

POWR to operate the disk using only 2k of RAM!

POWR to save and load documents directly from **TEXT** to the disk!

POWR to **LOAD** and **SAVE** programs to the disk using **BASIC** commands!

POWR to **OPEN** disk files from within **BASIC** programs for input, output, or append!

POWR to relocate the disk software automatically to accommodate virtually any other program!

POWR to use a menu program to maintain disks and RAM without typing file names!

POWR to do more things than we can describe in this ad!

Interested? For \$39.95, you get a 3.5 inch diskette with 10 files on it, and a 32-page manual that explains **POWR-DISK** simply enough for a beginner and thoroughly enough for an expert.

POWR-DISK by Ac'rōā'tix

\$39.95 + \$3.00 Shipping

Toll-free Order Line:

1-800-225-5800

Acroatrix Incorporated
P.O. Box 273
Wilmington, MA 01887
(617) 658-5550

ASSEMBLY


Table 5. Signals originating or terminating at PIO

Pin	PIO Name	Signal	Function
1	PC3	BCR	Bar-code reader input
2	PC4	CTS	Clear-to-send
5	PC5	DSR	Data-set ready
6	TO	RRC	UART receiver clock
6	TO	TRC	UART transmitter clock
8	CE	Y3	Ports 176-191 select
32	PB3	RS232C	RS232/modem select
33	PB4	PCS	power control signal
35	PB6	DTRR	Data terminal ready
36	PB7	RTS	Request-to-send/off hook
37	PC0	DATAOUT	Clock/calendar serial out
38	PC1	BUSYNOT	Line printer selected
39	PC2	BUSY	Line printer busy

Table 6. Output signals (output port BA)

Bit	Function
0	LCD control; keyboard scan e.g. SHIFT, NUM, CAPS
1	LCD control
2	Disconnect beeper from PIO divider
3	Switches from RS232 to modem
4	Power-control signal
5	Direct beeper control
6	DTR (0 yields + at RS-232 pin 20)
7	In RS-232 mode: RTS (0 yields + at RS-232 pin 4) in modem mode: phone line on-hook

so much modem ...



...In such a little space!!

The TouchBase NEC Modem Package

NOW, THE ONLY INTERNAL MODEM FOR THE NEC-8201A COMES WITH AUTO-DIAL AND AUTO-LOG-ON SOFTWARE!

- **Internal** • **Proven operation**
- **Battery-free** • **Low power**

\$129.00

- 30 day unconditional warranty.
- Includes cable and software.

TouchBase Design
144 / South Crest Drive
Los Angeles, CA 90035
(213) 277-1208

Table 7. Input signals (input port BB)

Bit	Function
0	Clock/calendar data to CPU
1	LPT not busy (PRINTER pin 25)
2	LPT busy (PRINTER pin 21)
3	BCR input (1 = ground at pin 2)
4	In RS232 mode (CTS; + at RS-232 pin 5 yields logic 0) in modem mode (1 = ANS, 0 = ORIG)
5	In RS232 mode (DSR; + at RS-232 pin 6 yields logic 0) in modem mode (1 = ACP, 0 = DIR)
6,7	Not used (always 1)

Table 8. Output signals (output port E8; contents at FF45)

Bit	Function
0	STROM (1 = select option ROM M11)
1	STROBE (1 = ground at PRINTER pin 1)
2	STB (1 = clock/calendar strobe)
3	RFMOTE (1 = CASSETTE pins 1 and 3 shorted)
4-7	Not used

The UART sends and receives data through port C8. Port D8, like port BB, provides discrete inputs to the CPU. Bit 0 is the carrier-detect signal. Bits 1, 2 and 3 indicate UART overrun, framing and parity errors. Bit 4 is the UART transmitter buffer register empty signal. Bit 5 is the phone jack RP signal, and bit 7 is the low-power signal.

The UART parameters (parity, word length and so on) are programmed through output port D8.

Output port E8 controls a number of discrete functions. Bit 0 selects the option ROM. Bit 1 strobes the printer. Bit 2 strobes the clock/calendar chip and bit 3 controls the cassette motor. You can find the present contents of the port in RAM at FFAE. These signals are shown in Table 8.

Input port E8 provides parallel input — the results of a keyboard scan. Input and output ports FE and FF are used for the liquid crystal display. □

This article was adapted from Mr. Oppendahl's new book, "Inside The TRS-80 Model 100," published by Weber Systems, Inc., Cleveland, Ohio.

FAST CASSETTE STORAGE

for Model 100 Text Files

*Save .DO files up to THREE times as fast

*Load text more than TWICE as fast

WHAT IS "FAST"?

FAST™ is a revolutionary concept in the way the Model 100 handles the storage and retrieval of text (.DO) files. FAST saves or loads text in one continuous stream of data — the same way BASIC programs are saved and loaded. The package (compatible with M11 programs) consists of two easy-to-load programs:

The SAVER-BACKUP program occupies approximately 900 bytes of RAM — small enough to always carry along, whether at home or on the road.

The LOADER program, which occupies 2K of memory and reserves about 1K during loading, makes loading text easier than ever. When loading, a unique Search Mode feature presents the name and length of each file encountered, and allows user to decide whether to load, or to skip on to the next file on the tape. And unlike the "Old Way," the program will warn the user before loading if insufficient memory is present, and exactly how much more will need to be freed. Error-checking has been improved (no more dropping of 256-byte chunks of text), and *now* you can even load flawed tape files — which are usually still usable, and maybe even crucial.

The Facts: The recording time to save a 5K file is now only 39 sec (vs 106 sec). A 10K file takes 11 min (vs 3.4 min). But there's more...

OTHER FEATURES:

- Backup all your irreplaceable Text Files (including ADRS and NOTE) in one quick, convenient operation. This feature alone is worth the price.
- Verify cassette saves *before* erasing files from memory.
- Recover data "lost" after a Cold Start.
- Store three times as much text on each cassette (500K per 60" cassette)
- Access cassette files three times as fast.

This totally NEW concept is from MinSof™ — which is committed exclusively to developing software for laptop portables.


Organization, Dealer, and all other inquiries: send stamped, self-addressed envelope for quickest response.

\$19.95

Check or Money Order
(Please include zip code)

MinSof, Inc.
Box 1153
Minneapolis, MN
55440

Shirt Pocket Modem



If you asked them, most portable users would say a built-in 1200 baud modem would be the most significant improvement that could be made to a laptop. The increased speed would save time and, as every online aficionado knows, thereby save money.

Valtronic, Inc. has introduced two products using their SMT/COB (chip-on-board) technology: miniaturized modem modules. The VSA-Multi models are high performance and CCITT V21, V23, BELL 103/113/108 and BELL 202 compatible.

The modems, which measure approximately 2.5 by .75 inches, come in two speeds, 300 or 1200 bps and either half or full duplex. They are assembled on regular G-10 boards. Ring detection is included.

For more information and price quotes, contact Valtronic, Inc., 2200 South Main Street, Suite 304, Lombard, IL 60148, (312) 953-0077.

Circle No. 81


A Solution To Computer Breakdowns

A sure-fire repair tool for computer malfunctions is being offered by Compucure Corporation. Called the Hacker Whacker, the product is designed to ease the frustrations of those suffering from computer breakdowns.

The Hacker Whacker, which according to its designers resembles a sledge hammer only by coincidence, consists of a four inch maple handle and a three inch aluminum head. It's compact enough to fit on a desk.

It is user-friendly and requires no special training to operate. Background as a carpenter (or prison inmate) may be helpful, however.

The Hacker Whacker comes in a multi-colored, foam-filled case. It also has an illustrated owner's manual which describes various repairing techniques ranging from controlled (gentle



tapes) to uncontrolled mode (works best with full backswing).

The Hacker Whacker sells for \$9.95. Contact Compucure Corporation, P.O. Box 1005, Hilton Head Island, SC 29925, (803) 681-9460.

Circle No. 83

For Freelance Programmers

Writer's Digest, well known for books that aid the freelance writer, has released the 1986 *Programmer's Market* for freelance programmers.

The 344 page book gives you advice on how and where to sell your programs. Included are chapters on breaking into contract programming, designing an adventure game and where to turn to if you need technical help. There's also interviews with freelance programmers and industry executives who offer advice on how to sell your work.

In addition there are more than 700 listings of software publishers, book publishers and computer magazines who buy freelance computer programs. Find out what they need, how to sell to them and how much they pay. It also contains five indexes, a glossary of terms and a new section of software agent listings and advice.

The 1986 *Programmer's Market* sells for

NEW PRODUCTS

\$16.95. It's available in bookstores or contact Writer's Digest, 9933 Alliance Road, Cincinnati, OH 45242 (513) 984-0717.

Circle No. 86

Speedy Cassette Programs

Has the slowness of cassette storage and retrieval got you down? Minsof, Inc. has introduced a new product that may help you out.

Called Fast, this cassette based software allows you to save files to tape three times faster and load them twice as fast as is possible with the Model 100's built-in system. It's done by treating the text as if it were a BASIC or machine language program.

Fast consists of two programs, Fast-Saver and Fast-Loader. Fast-Saver, which takes up less than 1K of RAM, saves files individually or all at once. Files are verifiable and require less than one-third the tape than usual.

Fast-Loader scans files and as each is located displays name and length on the Model 100 screen. A checksum method insures detection of loading errors. Fast-Loader also allows recovery of text data following a cold-start.

Contact Minsof, Inc., Box 1153, Minneapolis, MN 55440.

Circle No. 85

Converting Protocol

Quasitronics has begun shipping the Q-4220 RS-232/RS-422 Converter.

The RS-232/RS-422 Converter provides bi-directional synchronous and asynchronous conversion of all commonly used RS-232 and RS-422 signals.

Each port is jumper configurable for DTE or DCE operation. The unit is



designed to be configured with one port set as DTE and the other as DCE.

The unit costs \$219.00 and expected delivery is two to four weeks.

Contact Quasitronics, Inc., 211 Vandale Drive, Houston, PA 15342, (800) 245-4192 or (412) 745-2663.

Circle No. 82

New Printer Family

To mark its debut in the North American printer market, Hattori Seiko Computer Peripherals has introduced the SP-100 Series of dot matrix printers.

The new SP-100 Series features standard items such as bi-directional printing and logic seeking, adjustable tractor and friction feed as well as a variety


of print character sets. Automatic paper loading and right/left margin set functions are also among its many features.

Hattori Seiko's SP-100 Series printers are specifically designed for popular computers. The SP-1000AS offers a standard RS-232C serial interface; SP-1000VC is compatible with the Commodore/VIC computers; SP-1000AP with the Apple IIC and Macintosh computers; SP-1000A, with its non-computer-specific character set, is compatible with a variety of computers; and the SP-1000I is an IBM PC-compatible printer.


The SP-1000 Series printers are initially being marketed under the Seikoshia brand name. They come with a two-year warranty.

Contact Hattori Seiko Computer Peripherals, Division of Hattori Corporation of America, 1111 MacArthur Boulevard, Mahwah, NJ 07430, (201) 529-5730.

Circle No. 84 □



The Silence Is Deafening



X-TEL
Sigea Systems Inc.
19 Pelham Rd.
Weston, MA 02193
(617) 647-1098
\$50
Circle No. 143

By ALAN L. ZEICHICK

10 F[R A = 1 T 10
20 PR&INt A
30 NEX...T A

No, the battery on your Model 100 or Tandy 200's not gone flat. The program above was telecommunicated via modem, but noise and distortion on the phone line garbled the transmission.

The example above is made-up, but telecom errors occur frequently in real life. During a standard terminal session, it's not too bad: Usually meaning can be construed from context, despite numerous missing or extra characters. If the remote computer during telecommunications is a mainframe computer, it might merely say *Invalid Command: Retype. Annoying, but that's life.*

Line noise is more of a problem during file or program transfer. The receiving computer's just storing data — it's not checking to see if it's composed of meaningful commands. So, if garbage appears sporadically, it might not be detected until much later — like when the .CO program causes a cold start instead of clearing the screen.

At 300 bits per second (bps), the speed of the Model 100 and Tandy 200 built-in modem, line noise is often minor — but always present. At higher speeds, it takes less noise to confuse a modem, so garbage or dropouts occur more and more frequently.

CLEANING UP THE ACT

The line-noise problem prompted the invention of better ways of transferring data file, called "data-packet protocols." The most common protocol used by small computers today is XMODEM. An XMODEM program, in brief, breaks a file down into small pie-

ces, and transmits each one separately followed by a unique description of that piece, called the *checksum*. The receiving XMODEM program calculated the checksum of what it receives, with the sender's checksum. If they match, then the data was sent without any errors. If not, that piece is retransmitted.

For more information about the XMODEM file-transfer protocol, see *Error-Free Breakdown* in the October *Portable 100/200*, page 58.

The Model 100 and Tandy 200 computers, in their native TELCOM mode, don't understand XMODEM protocol. So, owners have learned to take their chances when transferring files between laptops or downloading from online services such as GENie. The Tandy 600, on the other hand, has XMODEM built-in, and most telecommunications packages for desktop computers support XMODEM.

SIGEA SYSTEMS

One of the software companies that makes XMODEM software for IBM PC compatibles has launched itself into the Model 100/Tandy 200 telecom market.

Sigea Systems, the producers of the Telecommuter line of MS-DOS software, have introduced X-TEL, a supplement to TELCOM which adds XMODEM file transfer, on-line access to TEXT and the directory and optional transmission of line feeds after carriage returns (see *Checking The Menu* on page 12 of this issue).

X-TEL looks like a replacement to TELCOM — but it's actually only a modification that uses most of the original TELCOM program. To use those features during telecommunications, simply execute the X-TEL.BA program instead of TELCOM from the main menu.

Once a telecommunications session is started, X-TEL assumes the guise of six extra function keys — F6, F7, Code-F6, Code-F7, Shift-Code-F6 and Shift-Code-F7.

The first two are the XMODEM file

transfer commands, *X-Dn* and *X-Up*. A unique feature of X-TEL: the XMODEM program will transfer *any* file, be it .BA, .DO, .CO or .XX.

X-TEL's XMODEM worked perfectly between a Model 100 and Tandy 200, when connected to a Tandy 1000 running the Lync communications package and during uploads and downloads from CompuServe. XMODEM may be used with the built-in modem, with a high-speed modem connected via the RS-232 port or with the computers connected directly with a null-modem cable.

ENHANCEMENTS

Pressing the Code key reveals two new meanings for F6 and F7: *File* and *Kill*. The former is similar to the BASIC FILES command, except that along with displaying the names of all RAM files, it also displays their lengths in bytes. That makes the verification of a file download easy by checking the file's size.

The Kill command is also similar to its BASIC equivalent. It results in the prompt *Delete file*; if the RAM file exists it is removed from memory, leaving more room for downloaded files.

Shift-Code-F6 invokes the Model 100 or Tandy 200 text editor. This feature alone justifies X-TEL's purchase for anyone who uses an electronic mail (E-mail) service. The ability to use TEXT to quickly create a message or reply, rather than using a mainframe's cumbersome E-mail editor, could result in using less connect time and creating better-written letters.

When using TEXT form TELCOM, the F8 key label reads *Term* instead of *Menu* — a reminder that a terminal session is in progress. And, while in TEXT, X-TEL transmits an X-OFF signal to remote computer to request that it

Text continues on page 46

USE YOUR DESKTOP COMPUTER AS A DISK DRIVE FOR YOUR M-100.

New!
IBM, MS-DOS
version works
over the phone!

Disk+

on Snap-In™ ROM

NOW
AVAILABLE
ON
M-200

Try Disk+ for 30 days. If you aren't as excited as we are, return it for a full refund.

When we designed *Disk+* we did it out of necessity. We wanted a way that we could just connect a Model 100 to our desktop computer with a cable and save files onto the desktop's disk drive. We wanted it to be so simple to use it would be self-explanatory.

Picture this. *Disk+* comes to you on a Snap-in ROM and a diskette for your desktop. You take a quarter and open the little compartment on the back of your Model 100. Then you just press the ROM into the socket. *Disk+* appears on your main menu just like a built-in.

You connect your Model 100 to your other computer using an RS232 cable (available from PCSG for \$40).

You just place the *Disk+* diskette into the desktop's drive and turn on the computer. It powers up automatically and says "awaiting command" on your desktop's screen. Then you just put the widebar cursor on the Model 100 main menu on *Disk+* and press ENTER. You are shown your RAM files arranged just like the main menu.

To save a file to your other system's disk drive, you just move the widebar cursor to the file you want to save and press ENTER. It is saved instantly with no further action.

To look at the disk directory, you just press a function key on your Model 100. You see immediately the disk directory on your Model 100 screen, and it is arranged just like your Model 100's main menu.

To load a file from the diskette to your Model 100, you just move the widebar cursor to the file and press ENTER. The file is transferred to your Model 100's RAM instantly. You can press F8 and go back to the main menu, and the file you loaded from diskette is there, ready to use.

It is so nice to be able to keep your documents, programs (both BASIC and machine code) and *Lucid* spreadsheet files on the diskette, and bring them back when you need them. All files are ready to run or use with no changes or protocol by you.

If you have access to a desktop computer and don't have *Disk+*, then evidently we have done a poor job telling you about it.

All files and programs that you load or save, go over and come back exactly as they are supposed to be because of full error checking. This guaranteed integrity is really a comfort. *Disk+* is wonderful in so many other ways. For example, you can do a "save all" of all your RAM files with just a touch of a function key. That group of files is saved on the diskette under a single filename with a .SD (for subdirectory) extension. Any time you want, you can bring back all those files at once, or just one or two if you like, again with one-button ease.

Disk+ takes up no RAM. That's zero bytes either for storing the program or for operating overhead.

What really excites most *Disk+* users is text file cross compatibility. Your Model 100's text files are usable on your desktop computer, and your desktop's text files become Model 100 text files.

This means you can write something on your Model 100, and with *Disk+* transfer it

instantly to your desktop and start using it right away on your bigger computer. Or the way we like to work is to type in a document on the desktop computer and then transfer it to our Model 100 with *Disk+*. Then we print out the document, beautifully formatted, using WRITE ROM.

Disk+ works with just about every micro sold, from IBM PC and its clones, to all Radio Shack computers (yes, all), to Apple II, Kaypro, Epson and most CPM. Just ask us. More than likely, your computer is supported.

Incidentally, hundreds of Model 100 owners have gone to their Radio Shack stores and bought a color computer because it is so low priced, and with *Disk+* they have an inexpensive disk drive.

And if that weren't enough, how about this: *Disk+* also provides cross-compatibility between different computers like IBM, Apple or the Model 4 using the Model 100 as the intermediary device. Quite a feature!

The snap-in ROM is really great because you can use other ROMs like *Lucid* or WRITE ROM. They snap in and out as easily as an Atari game cartridge and you never lose your files in RAM.

Anyone who ever uses *Disk+* simply can't do without it. But so many times we have had new users call us and say, "Wow! I had no idea when I ordered it that *Disk+* would be so fantastic. I just couldn't believe that I could use my desktop computer's disk drive with my Model 100 just like it is another main menu."

That's why we sell *Disk+* on a thirty-day trial. If you aren't completely satisfied, return it within thirty days for a full refund. Priced at \$149.95 on Snap-in ROM. MasterCard, Visa or COD.

1-214-351-0564

PORTABLE COMPUTER SUPPORT GROUP

11035 Harry Hines Blvd., #207, Dallas, Texas 75229 • (214) 351-0564

PCSG provides hotline software support for the Model 100. Call us at 1-214-351-0564

Circle 36 on Reader Service Card

© PCSG 1985

A Simple Self-Charger for the 100

BY JOHN L. MENKE AND SUSAN M. MENKE

The Model 100 is easy to use, powerful and lightweight. It also eats batteries.

If you're tired of hand-feeding it every few hours, you can modify its dietary habits to self-charge. All you need are a resistor, a power line adapter (current retail cost \$5.95) and a quartet of rechargeable batteries.

After you've owned your machine for 90 days, its warranty expires and this modification won't affect it. If your warranty is still in force, we point out that Radio Shack does not recommend what we're about to describe. However, we've had no problems with our two machines over several years of use.

RECHARGEABLE BATTERIES

Rechargeable nickel-cadmium (nicad) batteries have a nominal vol-

tage of 1.2 volts (V). This remains virtually constant as the cell discharges, then drops quickly to near zero. Four such batteries give the Model 100 a combined voltage of 4.8 volts, which is lower than the recommended 6.0V. The 100 will shut itself off if voltage drops slightly below 4.8V. In spite of this relatively narrow voltage band, we have never experienced problems from low power shutdown.


We have tried several brands of nicads. All give about 8-10 hours of use when fully charged. Makers recommend occasionally letting the cells run all the way down before recharging. Our experience is that repeated partial discharge (or extensive use of trickle charging) will reduce charge life to 4-5 hours. One or two cycles of full discharge/recharge restores the 8-10 hour

useful life.

We have used the same nicads for hundreds of cycles over two years without evident degradation. Aside from the relatively limited life of each recharge, the only noticeable effect is a very short warning time after the low-battery light comes on, before the 100 shuts itself off.

Different brands of nicads have slightly different dimensions. The positive tips of Radio Shack nicads are somewhat shorter than those of other makers such as Dynacharge, so use of the Radio Shack cell can lead to poor positive contact and intermittent operation. If you experience this, the best solution is to switch to a different brand of nicad. However, it's possible to use needle-nose pliers and partially

Text continues on page 44



The arrow points to the location of your 47 ohm resistor. Trim the resistor's two wire leads down to about 1/2 inch and insert into recesses along with the orange and red wires.

PREMIER ISSUE

PC

A CAMDEN COMMUNICATIONS PUBLICATION

VOLUME 1/ ISSUE 1

JANUARY 1986

\$3.95

companion

TANDYSM MS-DOS COMPUTING

THE 3000: TANDY TARGETS POWER USERS

THE MIDI CONNECTION: MAKING MUSIC WITH YOUR MICRO

PORTING TANDY 1200 GRAPHICS TO THE 1000 AND 2000

LIVING ONLINE WITH BULLETIN BOARDS

TAMING THE WILD DISK OPERATING SYSTEM

SMALL BUSINESS STRATEGIES: MAKING MONEY AT HOME



Cat. No. 26-101

PLUS: 1000, 1200

YES! Enter my no-risk charter subscription to PC COMPANION — The Magazine for Tandy MS-DOS users — only \$24.97 for 12 issues . . . save \$17.43 off the cover price!

Payment enclosed Bill me For even faster service call Toll-Free 1-800-225-5800

NAME _____ ADDRESS _____ CITY _____ STATE _____ ZIP _____

If you are not completely satisfied you may cancel your subscription and receive a full refund of the unused portion. Please allow 6-8 weeks for delivery of first issue.

REVIEWS

Use your portable as an onboard computer. Dr. Preble's NavComp and Eagle Air Services' NavEasy: a comparison review.

Taking to the Skies

Now that Federal Aviation Agency (FAA) researchers and the Radio Technical Commission for Aeronautics have pronounced computers safe for use on airplanes, the "lap computer" may have come into its own as an airborne aid to pilots. If so, at least two commercial software packages are already available to meet some of those specialized needs.

One, Dr. Preble's NavComp, is a sort of poor man's RNAV (Area Navigation) system, for the accordingly modest price of \$34.95. The other, Eagle Aviation's NavEasy, also performs RNAV functions, but at a cost of up to \$2000 (depending on geographic coverage) it should — and does — do quite a bit more.

PREPARE FOR TAKEOFF

To evaluate the accuracy and usefulness of these two packages, this airline pilot/writer used two TRS-80 Model 100's; a Hewlett-Packard HP-41C programmable calculator; some custom aviation software for the Model 100; and a major airline's computer-generated flight plan — all to test NavComp and NavEasy not only against each other, but also against the already-proven systems.

NavComp is two programs of some 8,500 bytes each, and they'll likely need to be loaded and run separately on anything smaller than a 32K machine.

The first program, NAVPLN, normally used during preflight planning, enters data pertinent to a particular flight or flights. These include routings, distances, forecast winds and temperatures aloft and aircraft performance. After making certain calculations, NAVPLN produces a "Flight Log" file (of around 1600 bytes) that can be sent to any "device" supported by the Model 100 (RAM, COM, cassette, printer, etc.). A RAM (.DO) file is most convenient, however, because a printed copy of the log is quite useful for the flight itself; and the second program, NAVAID, makes repeated use of the file during flight. A completed log is shown in Table 1.

Prior to departure, NavComp's NAVAID program is loaded and run, at which time it asks for total fuel on board (in gallons), and the actual departure time. The latter can be automatically entered from the computer's own clock by pressing ENTER at the moment of brake release.

The NavComp system then "flies" the trip — up to 12 "legs," including one for level-off point and one for beginning of descent — according to the flight plan previously stored with NAVPLN. Continuously updated position and time, relative to the next navigation fix and to an auxiliary VOR or NDB station, can be displayed on moving horizontal bar graphs during each leg. (This display, one of two main ones



in the NavComp programming, also has a vertical bar graph representing beginning fuel versus remaining and reserve fuel. A series of ever more urgent beeps sounds as reserve fuel is burned.)

Since actual passage of a fix will occur slightly sooner or later than programmed, a press of the F1 key exactly at passage notifies the computer, causing ground speed and all other related trip variables to be updated. Actual position can likewise be updated in "real-time," using data obtained from en-route primary or auxiliary VOR's or NDB's. As the trip progresses, the computer should become ever more "in



ture" with actual events, and predicted trip completion on the Model 100 should very nearly coincide with the real thing.

Although there are a few "nice-to-have" features missing from NavComp, the system still provides a lot of sophisticated programming for the money. Only one apparent "bug" reared its head: On flight logs that incorporate NavComp's climb and descent adjustment features, upon reaching LEVEL OFF the computer seems to think it has already arrived at the final destination, thus terminating the program abruptly and prematurely. Two telephone messages left at Dr. Preble's went unans-

wered, but then how much personal support can one really expect for \$35? To the company's credit, all customers who bought Version 2.2 of NavComp are being sent Version 2.3 at no charge; and documentation is more than adequate to operate the system.

At the opposite end of the price spectrum is the expensive and feature-rich NavEasy, by Eagle Aviation, claimed by its maker to be thoroughly supported after the sale. In conjunction with an appropriate "chart" — a machine-readable representation of approximately one World Aeronautical Chart (WAC) — NavEasy also references a 100-point DATA section within its

RAM program. This comes standard with selected airport and VOR location data, and optionally contains NDB's and "DF-able" radio stations. (A version of NavEasy also runs on the NEC 8201A.)

NavEasy's base price of \$399.95 includes one "chart," plus the 100-point regional data base, of customer choice. Additional charts are \$69.95, bringing the cost of complete 24-chart coverage of the continental U.S. to \$2008.80. The entire set of programs and charts is also priced as a package for \$1500, or \$2160 including a 32K Model 100, AC adapter and tape recorder with cable. (Note: If one wishes to economize, the main

GOING PORTABLE?

WHAT ARE THE TWO MOST IMPORTANT CONSIDERATIONS?

SIZE AND WEIGHT!

This printer is half the size and half the weight of your Model 100. Anywhere you happen to be, cruising at 30,000 feet or in a cab to an important business meeting, you can get a quick and quiet printout. A perfect companion for your Model 100/200/600.

FEATURES?

This printer has them all:

- 8½" wide thermal paper
- 512 byte buffer
- Epson MX 80 bit mapped graphics
- Built-in automatic self test function
- Excellent User's Manual

(ACTUAL print sample)
80 Chars./Line, 40 CPS!
Enlarged!
underlined **Emphasized!**
CONDENSED gives you 160 chars. per line!

\$99 GRAND TOTAL

You get the printer and a specially made 18" cable (connects printer to your Model 100/200/600 or NEC R201/R401), 20' roll of paper, a paper holder, and 4 "C" batteries — everything you need to start printing immediately with the push of a button. This price also includes free UPS surface shipping in the cont. USA. There is no surcharge for VISA/MC/Amex — even the phone call is free.

RUGGED

This printer was designed to print over 300,000 lines without maintenance — that's over 104 pages every week for a year.

DIRECT TO YOU

We've been selling this printer to our portable customers and corporate accounts for over a year. Two of our largest accounts, NBC and National Geographic, use them in the field all over the world. To meet the demand we have gone direct to the Japanese manufacturer. Our large volume cost is unbelievable — that's why we can offer it **direct to you** at this fantastic price, yet still give you great service and support (6 month parts/labor warranty, 30 day money back satisfaction guarantee).

SUPPORT



We stock paper (rolls and sheets), cables, and accessories for the printer. The full accessory kit costs only \$24 and includes a carrying case, 100' roll of paper, and an A/C adapter (saves batteries when A/C power is convenient).

NO RISK

Try it for 30 days, ask your friends and business associates if they've ever seen anything like it. You can return it in 30 days for any reason and get a full refund. Don't let yourself miss this portable printer bargain of a lifetime.




\$99



TANDY 200
24K Memory Module
\$89 — two for \$170

Can be installed in less than 2 minutes, the only tool required is a coin to pop open the hatch. The TANDY 200 is expandable to 72K by adding two of our 24K modules. Built with the lowest power and most reliable memory chips available. The pins are made specifically for the TANDY 200 chip socket. 2-Year Warranty.



MODEL 100
NEC PC-8201A, Olivetti M10
8K Memory Module
\$29 — three for \$79

Plugs into the socket provided—expanding your memory by 8,192 bytes. Super low power components for long battery life. Low profile which is very important to properly fit the NEC PC-8201A. Tens of thousands sold since 1983. 2-Year Warranty.

TANDY 600
96K Memory Unit
\$249

You can install one or two of these units inside your TANDY 600 — giving you a maximum of 224K.

NEW!

NEC PC-8201A
SIDECAR 128K RAM
CARTRIDGE
\$259 —

Plugs into side expansion slot providing four additional banks of 32K each.

IT'S EASY TO ORDER

Send your order with payment to the address below. Or, if you prefer, credit card orders can be handled by phone—VISA, MasterCard, and American Express are welcome. California residents add 6% sales tax. Checks allow 3 weeks to clear. Institutions and Corporations call for purchase order approval.

1-800-732-5012 TOLL FREE

Orders only (8am. - 5pm. PST)

In California **(805) 987-4788**
For orders or customer service

If you would like our latest product catalog or to find a dealer near you, please write or call (805) 987-4788

PURPLE
COMPUTING

420 Constitution Ave.
Camarillo, CA 93010
Telex: 888661 (PURPLE)

Canada: Canada Portable Computer,
Langley, B.C. (604) 856-8858

100 9/5
1.06
6-3

RAM EXPANSIONS!

FOOLISH TO PAY MORE — DANGEROUS TO PAY LESS

program can be run independent of all charts, which will eliminate only the CHART screen.)

Further-customized "ribbon" data bases, covering 60 nautical miles either side of a particular course centerline, can be sorted from Eagle's master computer files and delivered to the customer by modem or cassette for \$2.00 per point. Since NavEasy can use an unlimited number of interchangeable 100-point data bases, the user can also create his own custom files.

Like the Jeppesen Company's paper "Avigation" charts, Eagle's computer versions are also subject to revision. Accordingly, periodic updates will be made by Eagle for \$25 per data base.

NavEasy performs most functions of the NavComp programs described above, including pre-trip production of a log of up to nine legs. (It too can be printed, but no mention is made in the instruction manual of *how* it is done, and the novice computer user may be at a loss; more on documentation in a moment.) In addition, it very accurately calculates Great Circle courses and distances using latitude-longitude coordinates.

NavEasy's most dazzling performances take place during flight. Tracking fuel burn from the start, NavEasy allows — *requires*, really — the entry of actual VOR crossing radials, for an update of affected variables. These include a computation of true airspeed, from real-time inputs of indicated airspeed, outside air temperature and pressure altitude; followed by the display of direction and velocity of *actual* wind aloft. (It does seem a shame that this elaborate and expensive program has no provision for calculation of Mach number, TAS and static air temperature, from the inputs of total air temperature, IAS and PA. This also applies to NavComp.)

If the pilot scrupulously keeps the computer informed of his whereabouts relative to navigation stations along the way, it is possible for him to fly a straight-line course direct to the final destination using off-airway "way-points," instead of having to pass directly over a series of fixes only roughly aligned with the desired course. The computer tells him the headings required to stay (or get back) on the intended path.

This is very similar to how RNAV works, except that with NavEasy the pilot does the repetitive computer updating that occurs automatically with most RNAVs; and direct IFR routings can be filed only in areas with ATC

radar coverage. Thus, when using NavEasy alone, a pilot can make no mention of RNAV equipment ("slash-Romeo") in his IFR flight plan.

If the pilot becomes unsure of his location (lost), or just wants to fly the most direct routing between his pres-

NavComp (Version 2.3)

Dr. Preble's Programs
6540 Outer Loop
Louisville, Kentucky 40228
(502) 966-8281
\$34.95

Minimum RAM: 16K
Also for TRS-80 Model 200
Circle No. 141

NavEasy

Eagle Air Services
1501 East Chapman Ave.
Suite 258
Fullerton, California 92631
(714) 998-5016
\$399.95 **

Minimum RAM: 32K
Also for NEC 8201A
Circle No. 142

** \$999.95 including 32K TRS-80 Model 100. Prices include one "chart" of user's choice; additional charts \$69.95, 24 required to cover entire continental U.S. See text for additional pricing information.

ent position and a given destination already in the computer data base, he has only to take a 2-VOR cross-fix and NavEasy displays the required magnetic course and distance. If the destination is not already in the computer, its latitude-longitude coordinates can be entered at the appropriate prompt, yielding the same results. (NavEasy and NavComp suffer a common deficiency: The inability to locate the airplane by reference to a *single* VOR, using bearing and DME distance.)

Along the way, the CHART mode can display aircraft position as it moves on a graphic "map" showing state boundaries and large bodies of water, possibly useful for answering the perennial passenger question, "Where are we?" A SCOPF mode displays current aircraft position relative to the nearest airports. Both of these screens reflect some elegant, virtuoso programming.

All of this information is available if the user already has the knowledge, aptitude and perseverance to creditably run the Model 100. Otherwise, he may be frustrated. Despite sales claims to the contrary, NavEasy is a bit of a challenge to learn. The documentation

is decidedly mcager, and by its omissions asks much more than should reasonably be expected of the most likely sales prospect for this software — the average pilot. Although simple enough for the experienced computer "hacker" to decipher, NavEasy, in the absence of a comprehensive user manual, is *not* the best way of introducing the computer to a neophyte. Unfortunately, most pilots fall into the latter category.

CONCLUSIONS

NavComp and NavEasy both do a good job of producing certain flight information that is essential, other than "nice-to-know." Both seem accurate, and one is reasonably priced. Aside from considerations of cost, however, there remains a central question about the very use of the Model 100 during flight: Is it really *practical* enough to be worthwhile?

One aircraft manufacturer's experience with the HP-41C, mentioned above as being used to test these two navigation packages, might shed some light on this subject. The Beechcraft King Air 200 jetprop is a stunning success by any measure, with over 1200 sold to date at nearly \$1.5 million per copy. Also offered with the airplane was a \$2200 computer option that included the hand-held HP-41C, a printer and a plug-in ROM module custom-programmed for the King Air 200's operating and performance parameters. It also did Great Circle navigation, and aircraft weight-and-balance calculations. This option is no longer available.

With the 1200 airplanes, only *fourteen* computers were sold. Of those 14, one went to a customer/pilot who now is also a Model 100 owner. Although he has occasionally used the HP-41C in flight, he doesn't use the Model 100 *at all*. It is simply too bulky — and of too limited utility — for him to consider it worth the bother. To even *suggest* that he also use a Model 100 tape drive, and its associated tangle of wires, in the cockpit, is absolute anathema.

Yet that is exactly what one would have to do to make more than regional use of NavEasy. Requiring a 32K Model 100, the 19,000-byte program also needs an *additional* 7000 bytes of free memory to run properly, plus some 1200 bytes per chart file. Thus the user faces the inconvenience of having to "kill" virtually all other files and programs to run NavEasy, and to then reverse the procedure for use of the computer in other applications.

A NavEasy demonstration program
Text continues on page 45



SOME HISTORIC BREAKTHROUGHS DON'T TAKE AS MUCH EXPLAINING AS COMPU SERVE.

But then, some historic breakthroughs could only take you from the cave to the tar pits and back again.

CompuServe, on the other hand, makes a considerably more civilized contribution to life.

It turns the personal computer into something useful.

CompuServe is an information service. Just subscribe, and 24 hours a day, 7 days a week, a universe of information, entertainment and communications is at your service.

A few of the hundreds of things you can do with CompuServe:

COMMUNICATE

Easyplex™ Electronic Mail puts friends, relatives and business associates in constant, convenient touch.

CB Simulator lets thousands of enthusiastic subscribers "chatter away" on 72 different channels.

Over 100 Forums welcome you to join their online "discussions." They're for everyone from computer owners and gourmet cooks to physicians and game players.

Bulletin Boards let you "post" messages where thousands will see them.

HAVE FUN

Our full range of games includes "You Guessed It!," the first online TV-style game show played for real prizes; MegaWars III, the ultimate in interactive excitement; board; parlor; sports and educational games.

SHOP

THE ELECTRONIC MALL™ gives you 'round the clock shopping for name brand goods and services at discount prices from nationally known stores and businesses.

SAVE ON TRIPS

TWA Travelshopper™ lets you scan schedules and fares, find the best bargains and order tickets online.

A to Z Travel/News Service provides latest travel news plus complete information on over 20,000 hotels worldwide.

MAKE PHI BETA KAPPA Grolier's Academic American Encyclopedia's Electronic Edition is a complete, constantly updated general reference encyclopedia.

The College Board, operated by the College Entrance Examination Board, helps you prepare for the SAT, choose a college and get financial aid.

BE INFORMED

The AP News Wire (covering all 50 states and the nation), the Washington Post, USA TODAY Update and business and trade publications are constantly available. And our electronic clipping service lets us find, clip and file specific news for reading at your convenience.

INVEST WISELY

Comprehensive Investment Help includes complete statistics on over 10,000 NYSE, AMEX and OTC securities. Historic trading statistics on over 50,000 stocks, bonds, funds, issues and options. Five years of daily commodity quotes. Standard & Poor's. Valuc Linc. And over a dozen other investment tools.

Site II provides demographic and sales potential information by state, county and zip code for the entire country.

And now for the pleasant surprise.

Although CompuServe makes the most of any computer, it's a remarkable value. You get low start-up costs, low usage charges and local-phone-call access in most major metropolitan areas.

Here's how to use CompuServe.

CompuServe is "menu-driven," so beginners can simply read the lists of options on their screens and then type in their selections.

Experts can just type in "GO" followed by the abbreviation for whatever topic they're after.

In case of confusion, typing "H" for help brings immediate instructions.

And you can ask general questions either online through our free Feedback service or by phoning our Customer Service Department.

How to subscribe.

To access CompuServe, you'll need a CompuServe Subscription Kit; a computer, terminal or communicating word processor; a modem and in some cases, easy-to-use communications software.

With your Subscription Kit, you'll receive a \$25 usage credit, a complete hardcover Users Guide, your own exclusive user ID number and preliminary password, and a subscription to CompuServe's monthly magazine, *Online Today*.

Subscription Kits are available in computer stores, electronic equipment outlets, retail stores and catalogs. You can also subscribe with materials you'll find packed right in with many computers and modems sold today.

Make a move of historic proportions. Subscribe to CompuServe today.

To receive our free informative brochure or to order direct, call or write:

CompuServe®

Information Services
P.O. Box 20212, 5000 Arlington Centre Blvd.
Columbus, OH 43220

800-848-8199

In Ohio, call 614-457-0802



*the
Black Jack™*

For OEM/Dealer/Distributor pricing,
Contact:

the microperipheral corporation

2565 152nd Avenue NE Redmond, WA 98052 (206) 881-7544

*the Black Jack is a trademark of The Microperipheral Corporation.

DON'T GAMBLE ON ANYTHING ELSE!

Have you ever been dealt out of telecommunications in hotels, offices, and other locations while on the road?

Why gamble on finding a modular (RJ-11C) phone jack that accepts your direct connect modem?

Deal yourself a winning hand with the **Black Jack**, the portable modular jack for modems on the go.

- 0-9600 baud
- Fits standard telephone handsets
- Preserves line sensitivity
- Direct connection, not acoustical
- Improved telecommunications
- Insensitive to environmental noise
- Weighs less than ¼ lb.
- Fits easily into a briefcase
- Compatible with Group 3 facsimile equipment

Circle 28 on Reader Service Card

My 100 TT/AO/PA/KK/SS (Talks)

BY HERBERT L. BRESNICK

Speech processors have finally come down in price. For a mere \$12.50 (1985 catalog), you can purchase the necessary processor chip from Radio Shack — and for about \$10 more (depending on the size of your junkbox) you can have your model 100 talking.

The SP0256-A12 Narrator (TM) speech processor chip is a single chip MOS LSI device that can be instructed to use its stored program to create speech sounds. By means of a single cable connected to the 100's printer port, your portable computer can easily be programmed to join together sounds to form words.

BUILDING A VOICE

Figure 1 is a schematic drawing (partially provided with the chip), that shows modifications to adapt it to the Model 100. The major parts you'll need are the SP0256 processor chip (make sure you get the single chip package), an LM386 audio amplifier, a 7400 TTL IC, and a 5-volt regulator chip. A handful of capacitors and resistors, a small speaker and a crystal make up the rest of the list. All of these parts are stocked at Radio Shack, although a few stores may have to order the crystal for you.

I wired my circuit on a small pre-drilled circuit board. The mounting method is not critical, but try to keep the parts close to the board so that the whole thing can be mounted to a small case. I used a remote intercom case with speaker already mounted, but almost any small box will do. The power source is a 9-volt transistor battery that feeds a 3-terminal voltage regulator (effectively dropping the power to 5 volts). If you prefer not to use batteries, a 9-volt battery eliminator can be used (about 100 milliamps rating).

The unit is connected to the Model 100 printer port with a 3-foot length of ribbon cable, to which a 26-pin female header is attached to mate with the printer plug. I had some difficulty locat-

Table 1: An allophone directory. Determine the correct sequence of allophones and find the corresponding printer codes to make your 100 talk

ALLAPHONE DICTIONARY				
ALLAPHONE	WORD	CODE	COMMENTS	
A	AE	hat	Z	Low vowel — can be doubled
	EY	a	T	
	AO	aught	W	Back vowel — can be doubled
	AR	hat	;	
B	BB1*	rib	RT.ARROW	
	BB2	business	?	
C	CH	church	r	
D	DD2	do	a	
	DD1*	could	U	
E	EH	end	G	can be doubled
	IY	see	S	Front vowel
	ER1	letter	s	
F	ER2	bird	t	
	FF	food	h	Double for initial position
G	GG1	got	d	Before high front vowel
	GG2	green	=	Before high back vowel
	GG3	wig	b	Before low vowels
H	HH1	he	{	
	HH2	hoe	y	
I	IH	sit	L	Front vowel; can be doubled
J	JH*	dodge	J	
K	KK1	cute	j	Before front vowels
	KK2	speak	i	Final position
	KK3	comb	H	Before back vowels
L	LL	lake	m	
	EL	saddle	>	
M	MM	milk	P	
N	NN2	no	x	Before back vowels
	NG	anger	l	
	NN1	thin	K	
O	OW1	computer	V	Back vowel
	OW2	food	UNDERLINE	
	OY	boy	E	Back vowel
	UH	book	^	Can be doubled
	AW	out	SPACE	
AA	AA	hot	X	
	OW	beau	u	Back vowel
	OR	store	z	Back vowel
P	PP	pow, trip	l	
Q	KK3	quiche	H	
R	RR1	rural	N	
	RR2	brain	g	
	XR	repair	o	

SPEECH

ing the header but finally found one in a well-stocked electronic supply store. I haven't tried it, but an alternative might be to buy a 28-pin header at Radio Shack and cut off the last row of pins.

After wiring, check all the connections carefully and connect the plug to the Model 100 parallel printer jack at the rear of the case. Test the unit by going into BASIC and entering:

LPPRINT "[GmOu@"

This should result in the word "hello."

SOUNDS LIKE

The little booklet that comes with the SP0256 chip has an excellent description of allophone speech synthesis, and gives numerous examples and rules for creating words. It also provides a small dictionary which includes numbers, days of the week and letters of the alphabet. See the examples below of how to write a small speech program.

The addendum at the back of the booklet lists an allophone address table (allophones are speech sounds, which when strung together form words). There are 59 allophones including 5 pause commands used to create time

S	YK	clear	<	Front vowel
	SH	ship	e	
	SS	vest	w	Double for initial position
T	TT2	to, test	M	
	DH1	they	R	
	TH	thin)	Double for initial position
	DH2	they	v	
	TT1	parts	Q	Final before SS
U	AX	succeed	O	Can be doubled
V	VV	vest	c	
W	WW	wool	n	
	WH	white	p	
X				
Y	AY	sky	F	
	YY2	yes	Y	
	YY1	beauty	q	
Z	ZH	azure	f	
	ZZ	zoo	k	
	DELAY PA1	PAUSE 10ms.	@	Before BB1, DD1, GG1, JH
	PA2	30ms.	A	Before BB1, DD1, GG1, JH
	PA3	50ms.	B	Before PP, TT1, KK1, CH and between words.
	PA4	100ms.	C	...Between clauses
	PA5	200ms.	D	and sentences

* Requires time delay @ or A before these letters

Civilize the DISK/VIDEO INTERFACE MAKE SAVAGE THE MODEL 100


NOW AVAILABLE FOR THE MODEL 200

With DISK-BUDDY software for your D/VI, only function keys need touch your disk files!

Twelve programs for one low price, work together to give the TRS-80 Model 100 unique disk file handling abilities. Access disk files from menu, just like a RAM file. Commands you were tediously typing become simple function key selections. And that's just part of the power of the DISK-BUDDY PAK. It does things you can't:

- Create "superfiles" the length of the disk, over 170,000 bytes!
- Print out, or display on either screen, or copy to disk or other device, a disk data file of any length. **WITHOUT USING ANY ADDITIONAL RAM!**
- Furthermore, transfer records can be "filtered," an example:

An address file on disk can contain more than 1300 entries. You can



move to RAM, or screen, or printer, etc., those records which contain "California" and "Tennis" or whatever. Four logical modes of search are available.

- Also: Features to run, load, save, sort, kill, measure, append, and name, disk files and RAM files, and much more:

PCM Magazine (March, '85) said: "... an excellent buy" ... "manual is extremely well written" ... "will substantially increase the speed and ease of operation of the M-100 with the D/VI." **EXC!**

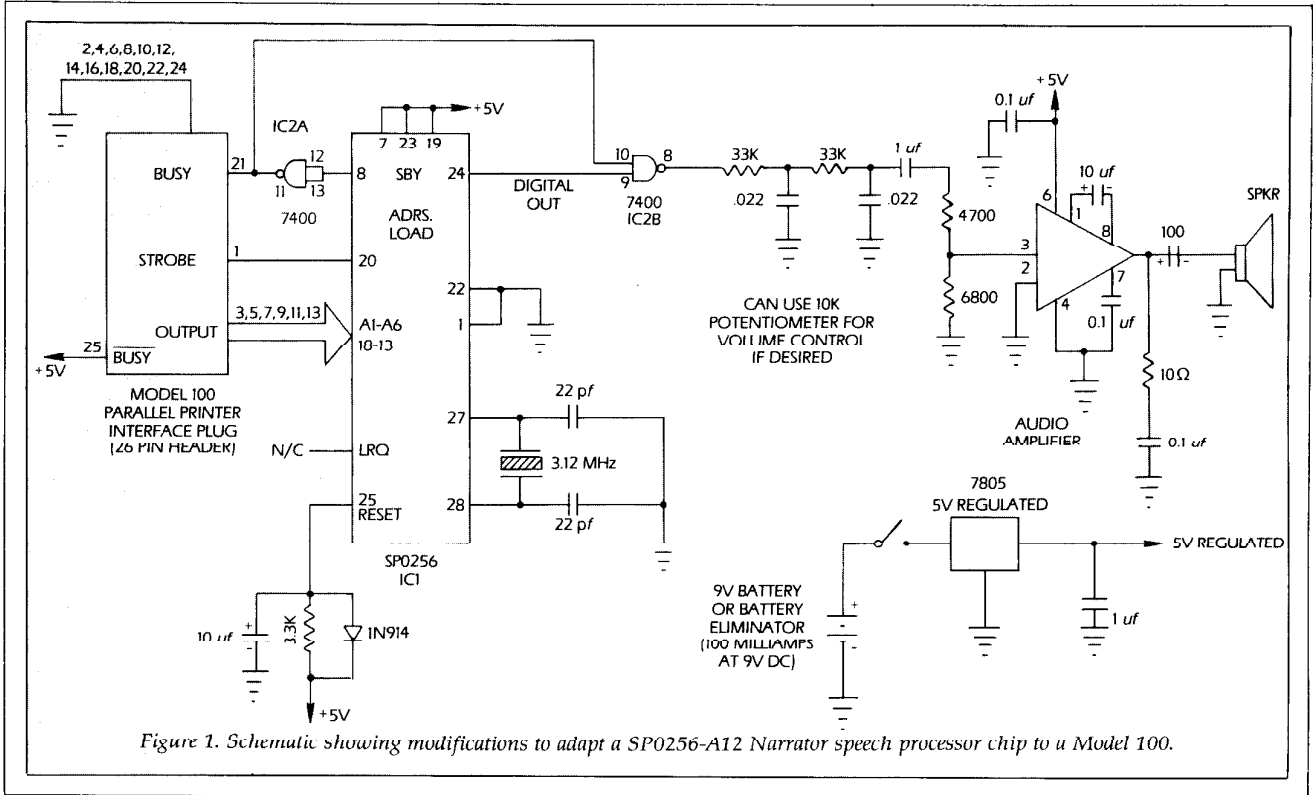
That was the idea in the first place.

TO ORDER THE DISK-BUDDY PAK (disk and manual): Send name, address, and check or money order for \$39.95 plus \$2.00 postage and handling to the address below. (For COD's call: 212-243-2129)



BuddySystems



220 West 24th Street
New York, NY 10011



PORTABLE COMPUTER MEMORY EXPANSION
24K Expansion RAM 8K Expansion RAM

For the Model 200
\$99. each \$190. for two

For the Model 100, M 10 & 8201
\$27. each \$75. set of 3



These modules are easily installable and feature the low power version CMOS static RAM. Illustrated step by step instructions with a memory test program listing included. Our aim is your satisfaction. There is a thirty day refund policy and a one year warranty. Phone and Mail orders are accepted and items are shipped promptly from stock. Call (714) 540-1174.

M/C, VISA, Check or Money Order
 Shipping-Add \$1.50 UPS Ground
 or \$4.00 2nd Day Air.
 CA Residents add 6% Sales Tax




**American
 Cryptronics, Inc.**
 1580 Corporate Dr., Suite 123
 Costa Mesa, CA92626
 Phone: (714) 540-1174

SPEECH

delays, making a total of 64 address positions. When correlated to the decimal address codes of the Model 100 printer, the allophones can be quickly addressed by using the table below. The allophones have been rearranged in alphabetical order, and the Model 100 codes have been added. Simply look up the allophone desired to find the printer code. For example, the word "seven" uses allophones "SS SS EH EH VV IH NN1." Using the table below, these translate into the printer codes "wwGGccLK." To speak the word "seven" type (in BASIC):
LPPRINT "wwGGccLK"

To create sentences, translate each word from its allophone to its printer code. In BASIC, simply string the words together with delay codes between them.

This is a fun project that can be completed in a weekend, and will enhance your use of the Model 100 as well as educate you in the current state of the art of speech processing. It's also a lot of fun adding speech to your favorite programs. Other uses (answering your front door, or even your telephone) will probably be found if we use a little imagination. □

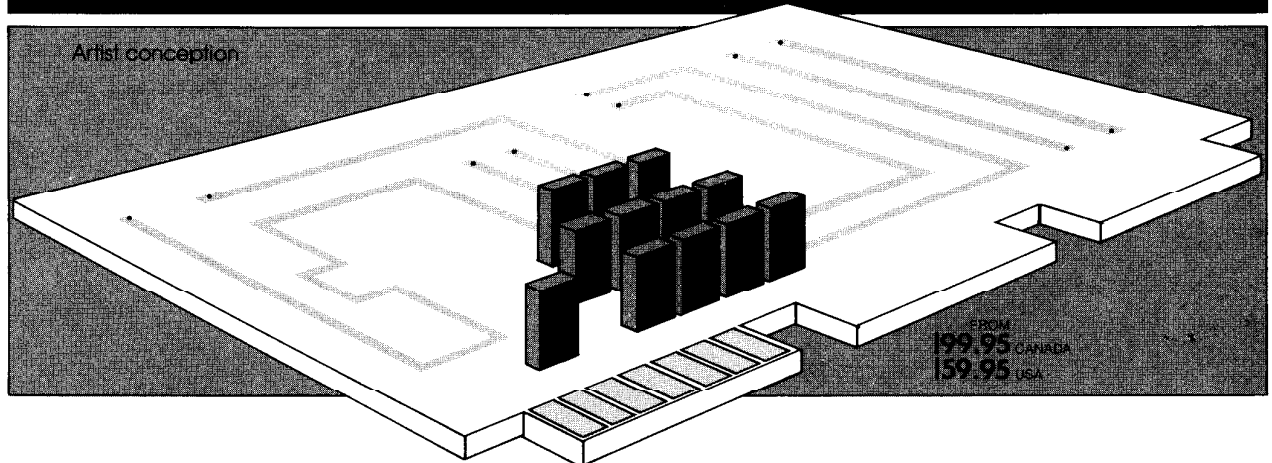


Listing 1: A short program that demonstrates how to string words together to create sentences.

```

100 CLS
110 PRINT "      Speech Sample for the Model 100"
120 PRINT "                By Herb Bresnick"
130 PRINT
140 PRINT "GOOD MORNING, HOW ARE YOU TODAY?"
150 LPRINT "d^UBPzKLIC sq_BM_aGTDD";
160 PRINT "I am your computer"
170 LPRINT "DXFBZZPCYzBjOPiQVMsD";
180 PRINT "At your command"
190 LPRINT "DZMBYzBjOPZZKAU"
200 MENU
  
```

CONTROL YOUR WORLD



Let your Tandy 100 and our interface board harness your environment. Features user definable jumpers, gold card edge connectors and standard generic parts throughout.

RAINBOW COMPUTERS 8409 ELBOW DR. CALGARY, ALBERTA T2V 1K8 (403) 253-6142



Farmers can control their grain production in minutes by keying in their instructions.



Homeowners can safeguard their homes by controlling electricity whether they're in or out.



Let your imagination be your guide.

Circle 59 on Reader Service Card

others.

Several months ago, Radio Shack stores started to close out the 8K Model 100 for \$299. I bought one and immediately realized what a fantastic computer it is. I passed the word on to a few friends. Before long there were seven of us. It soon became obvious that we'd need more memory to make the little machines truly useful. We purchased some 8K chips for \$27 each and expanded our computers to the 32K maximum. This meant our 32K 100s cost us about \$380 each.

Next we needed software to supplement the ROM-based programs that came with the machines. Most wanted a spreadsheet and a print formatter. I was anxious to try out an outline processor. Since we wanted to carry the bargain theme to the limit, I decided to visit the public domain library on Comuserve's Model 100 SIG. My experience with public domain software for my CP/M computer made me hopeful.

From the SIG, I came up with SPREAD.WM3, a fine little spreadsheet and THINK.IT, a smooth and powerful outline processor. Both work great on the Model 100 and were obtained for only the cost of the connect time. I

wrote a small print formatter myself, complete with pixel-mapped document preview.

Now we all have powerful little portables, complete with built-in modems, communications software, text editing, spreadsheets and outline processing. All for a total cost of less than \$400 (not counting cables). It would be hard to think of a way to get more computing power for the money.

My real reason for writing, however, is to thank the writers and editors of *Portable 100*. Without your guidance and inspiration, we could never have put it all together.

Phil Swango
Reston, VA

WE STAND CORRECTED

I have two points concerning articles in the November 1985 issue.

First, in the article "Conserving Precious Memory," it's stated that .CO programs are stored between .DO files and the PASTE buffer. However, I am quite sure that in the Model 100 and NEC PC-8201A, .CO files are stored between the PASTE buffer and numeric variables (specifically the simple variables, as opposed to the array variables).

As proof, examine the two byte pointers located at these addresses in the Model 100: F9A5h points to the PSTE buffer; FBB0h points to the start of .CO files; and FBB2h points to the start of simple variables (F87Ch, FAE3h and FAE5h are the equivalent NEC PC-8201A addresses).

Second, the review of the Tandy Disk Drive (PDD), page 46, states that a disadvantage of the drive is that it connects to the RS-232 connector. However, this is a boon for the NEC (and Olivetti M10) owners. The NEC is capable of doing everything the Model 100 can, in terms of the RS-232 port (after all isn't RS-232 a standard protocol?). Thus, the PDD can be connected to non-Tandy machines. It is my sincere hope that when you publish your new and improved operating system for the PDD, it will be sufficiently documented and commented so it's easily converted to the NEC. Also, it would be nice if the PDD can be made to accept and output signals at TTL levels so it can be connected to one of the NEC's two SIO ports.

William N. Kumai
Bay Area NEC/100 User's Group
Text continues on page 47

**ANNOUNCING
the NEW**

\$699⁰⁰

Portable Micro Floppy PFD 400

Specifications:

- 3.5 inch Disk Drive
- Single Sided/Double Density
- 360 KB Formatted
- Up to 5 Hours Operation using built-in rechargeable Ni-Cad Batteries
- Operate or recharge using your computer's AC adapter Will NOT tie up Centronics/RS232 Ports
- 40 or 80 Columns by 25 Lines on a Video Monitor

Software and Hardware for
M 100, M10, PX-8, HX-20
Video Interface for HX-20 and PX-8


Developed and Produced By




80 Columns!

Tandy M 100

Olivetti M 10



80 x 25
40 x 25



TRULY Portable



Less than
7 1/2 x 3 x 5 1/3 inches

Design and Specifications are subject to change without notice.

CALL NOW (214) 985-0968

Distributor for USA and Canada: McDonald Micro Products
14902 Preston Road, Suite 212-239
Dallas, Texas 75240

Circle 59 on Reader Service Card

uncoil the 100's positive spring terminals for better contact.

HOW TO ADD THE SELF-CHARGER RESISTOR

You probably wonder, as we do, why all portable computers don't have built-in rechargeable power supplies. Radio Shack has been consistently guilty of this fault, and even compounds it with new battery-powered products that lack automatic shutoff.

However, if you have ten minutes and twenty cents, you can wire in a resistor (without soldering) that will recharge your 100 overnight from a power line adapter.

We repeat: This change may invalidate your 90-day warranty if still in effect. But there is virtually no risk from adding a resistor, nor will it make troubleshooting difficult if your machine should ever need repair. Simply removing the resistor before sending the 100 for service will avoid any issue being raised.

The resistor you need for self-charging is a 47 ohm, 1/4 watt resistor which you can find at any electronics or TV

repair store. A resistor twenty percent above or below those values will still work.

With the 100 turned off, place it face-down on a smooth surface to avoid scratching the screen. The screen should be facing away from you. Using a Phillips screwdriver, fully loosen the four recessed corner screws. Then turn the computer over to the left. As you do so, the screws will fall out — don't loose them. Clips holding the front and back together can be loosened with your fingernail. Now lift the left side of the front and fold it part way over to the right. Look at all the neat parts inside, but don't touch!

With the accompanying photograph as a guide, find the plug location for insertion of your 47 ohm resistor. Using cutting pliers or scissors, trim the two wire leads of the resistor down to about 1/2 inch. Now bend the wire leads into a U-shape with needlenose pliers, and insert the leads into the recesses along with the orange and red wires as shown. (Yes, we are cheating by using the existing terminals without asking you to solder in new ones.) Make sure the resistor is firmly mounted and will not touch or interfere with other parts.

Now fold the 100's front into place, make sure it seats all around, insert the screws and tighten them snugly in the recessed holes.

That's all there is to it.

USE AND PRECAUTIONS

When you first put in your rechargeable nicads, it will take overnight to charge them fully. The 100 can be in use or not while charging. With a little practice, you will learn how often your batteries need a charge. In an emergency, you can always replace them with regular batteries. But don't use the power line adapter with regular batteries except in dire emergency, because they don't charge properly.

IMPORTANT: Don't leave the power line adapter plugged into the computer without power at the other end. That will discharge the nicads. However, there's no need to worry about the memory backup battery. This change has no effect on it at all.

Now it's time to enjoy all the benefits you've gained from ten minutes of work. You've seen the guts of your 100, and you won't have to change batteries for years to come. Freedom! □

DON'T COMPROMISE!


Five reasons to buy the Axonix ThinWrite 80 Battery Powered Printer:

- 1. Impact Printing** provides lower media costs, crisper printouts on ANY paper stock, and operation in harsh environments.
- 2. The Wider Carriage** accommodates various form types including multicopy and 10 inch fanfold.
- 3. The ThinWrite Provides Highest Resolution** for Epson/IBM graphics and near letter-quality in a portable printer.
- 4. You Will Have World-Wide Service** available from hundreds of **CENTRONICS** service centers.
- 5. Both Serial and Parallel Communications** are provided as a standard feature.

See your display in ANY LIGHT!

We backlight your favorite portable with an electroluminescent panel. We guarantee a quick turn around. And you'll receive the same high quality you've come to expect from Axonix.

The Thin E/L is priced from \$200 to \$350 depending on computer model. The ThinWrite 80 Battery Powered Printer is priced at \$449 F.O.B. Salt Lake City, Utah.



15 day free trial on standard products.

Dealer Inquiries invited.



Axonix

The Portable Peripherals People.

417 Wakara Way

Salt Lake City, Utah 84108

Call (801) 582-9271

points out that the Model 100's internal RAM is expandable to 96K, but no mention is made of the extra \$400-plus that it takes to do it. Though anyone who can afford the initial cost of NavEasy should also be able to buy the extra 64K of RAM, even then space could be tight: The number of 100-point data bases necessary to cover the whole U.S. can run to more than 70, there being a total of over 6000 airports and 1000 VOR's. Because each 100 points uses some 3100 bytes, pilots will still have to be judicious in their selections.

This writer, although a dedicated Model 100 user, nonetheless finds even the spacious cockpit of a Boeing airliner, with its 115V AC power receptacle, too confined for more than occasional airborne use of the Model 100. Those few airline pilots who *do* routinely use computers aloft seem to prefer those (like the Radio Shack PC-3) that are small enough to be clipped, in a special holder, to the aircraft control wheel, and later tucked unobtrusively into a flight bag.

Pilots of small airplanes likely have an even stronger preference for compactness in a computer. (Flyers of wide-

body airliners, on longer route segments, may have both the space *and* the funds for a 96K Model 100 with NavEasy.

One question remains about using the Model 100 in flight: Is it really practical enough to be worthwhile?

Regardless of size considerations, however, a responsible pilot cannot permit himself to become overly preoccupied with ancillary activities, especially at the expense of proper attention to his airplane and to keeping a traffic watch. The computer may, in fact, provide only a distracting and very involved way of performing otherwise simple

tasks.

In any event, NavComp is cheap enough — and, for that matter, quite good enough — to try for the novelty of it, while NavEasy is so pricey as to appeal only to a select group of users. Airborne fire or fish spotters, search and rescue crews and others who routinely need to pinpoint ground locations in terms of VOR radials, and translate those data into latitude-longitude coordinates, may find NavEasy just the ticket. Affluent pilots, likewise, might find it convenient to carry the system whenever they fly modestly-equipped rental aircraft. In either case, it may be wise to test NavComp first, before committing to a larger investment that may end up being left at home.

Those who can afford the price of NavEasy may do just as well to await nationwide coverage of Loran C, possibly as little as 18 months away, and put a similar amount of money into a Loran set. The rest of us will just have to make do: Either with NavComp, our own navigation programs — or with less glamorous, but still quite functional, "standard" airborne navigation techniques.□

METAB

Calculates metabolic rate, caloric intake and change in weight.

\$15.00

D SPELLER

A ".DO" file spelling checker from 1000 word + dictionary stored on disk.

\$60.00

IQ TEST

A short form IQ test.

\$20.00

PSYCHI

A psychiatric evaluator.

\$40.00

SOFTMATE INC.

P.O. Box 15157
Portland, OR 97215
(503) 238-1490

New PORTA-PRO



The **PORTA-PRO** is a light weight adjustable frame for lap computers. At last, true mobility. The **PORTA-PRO** is a must for the professional who has already recognized the convenience of a lap computer. The **PORTA-PRO** lets you use your lap computer anywhere.

The **PORTA-PRO** is fully adjustable. The padded, metal frame and secure computer mount is

designed for maximum comfort. Available for the Model 100. Adaptable for other models.

Send \$99.95 plus \$5.00 for shipping.

HEARTHSIDE ENTERPRISES, P.O. Box 609, No. Amherst, MA 01059


Name _____

Street _____

City _____ State _____ Zip _____

POWER-100 POWER-200

THE BEST IN BATTERY TECHNOLOGY



- * 60 day money back guarantee — love it or return it!
- * Recharge with Standard AC adapter — No extra recharger needed!
- * Attaches securely to computer — Nothing extra to carry
- * Computer still fits in case with batteries attached — As portable as ever
- * Recharge while in use — No Downtime!
- * Powers NEC, Olivetti, Chipmunk, and More!
- * Normally pays for itself in a few months!

FEATURES

	POWER 100	POWER 200
RUN TIME: MODEL 100	10 HRS	13 HRS
MODEL 200	8 HRS	11 HRS
WEIGHT:	5 OZ	7 OZ
LENGTH:	10 IN	10 IN
RECHARGE 50%:	4 HRS	4 HRS
RECHARGE 100%:	16 HRS	16 HRS
PRICE:	\$39.95	\$49.95


CALL 1-804-794-6675

or write to:

A.R.M.S.

12131 Old Buckingham Rd.

Midlothian, VA 23113



NEW!
For Model 100
NEC PC-8201

SafeSkin™ KEYBOARD PROTECTOR

Finally! A keyboard cover that remains in place during use!

SafeSkin prevents costly downtime and repairs due to liquid spills, dust, smoke, cigarette ashes, paper clips, staples and other environmental hazards. SafeSkin is made of ultra-thin, ultra-tough, clear flexible plastic, molded to fit every key and contour, allowing normal key response and feel. This custom fit cover is easily removed for cleaning and gives years of dependable service. Available for the Model 100, NEC PC-8201, IBM PC, XT, AT, Apple, C64 and many other popular computer models. Send 29.95, Check or M.O., Visa & MC include expiration date. Specify computer type. Dealer inquiries invited. Free brochure available.

MERRITT COMPUTER PRODUCTS, INC.

2925 LBJ Fwy., Suite 180 / Dallas, Texas 75234 / (214) 942-1142

REVIEWS from page 28

pause transmission.

The final enhancement is automatic line feed insertion. Pressing Shift-Code-F7 toggles that from *NoLF* (the default condition — no line feeds after carriage return) to *UpLF* (send a line feed after each carriage return).

BRINGING IT IN

X-TEL is sold in two versions, for the Model 100 and the Tandy 200. With each version there's an option: Should the program be stored on cassette tape or on MS-DOS 5.25-inch disk? For those who have an IBM PC or compatible, such as the Tandy 1000, as well as telecommunications software and a null modem, the MS-DOS disk is the easier medium.

The cassette or disk contains one file, X-TEL.DO. Loading and running this file creates two programs: X-TEL.BA and X-TEL.CO. To do that operation, the Model 100 or Tandy 200 must have at least 8,000 bytes of free RAM. The resulting files are quite small: On a Model 100, X-TEL.BA is 189 bytes long, and X-TEL.CO occupies 2,632 bytes.

Line noise is often minor — but always present.

The 16-page X-TEL manual, although concise, explains each of X-TEL's features clearly. After an advertisement for Sigea System's Telecommuter program, the manual spends two pages on each method of loading the program, from disk or cassette. It then moves step-by-step through XMODEM file transfer and the other TELCOM enhancements.

THE BOTTOM LINE

For frequent telecommunicators, especially those who enjoy downloading and uploading files from the GENIE or CompuServe special-interest groups, X-TEL is a life-saver. The ability to transfer files without the fear of line noise saves frustration, along with connect time — no more need to keep downloading over and over until the file comes through intact.

At \$50, it won't take too much saved connect time to justify the expense of X-TEL.□

GIGO from page 43



DISK DRIVE SUGGESTION

Tandy really blew it with their new portable disk drive. I just bought one. It's a nice, compact unit for the price, but...

I've tried it now with Interactive Solutions, Scriptsit 100 and Executive Calendar. If I run any of these, FLOPPY .CO does not work. I have to go back to the IPL.BA load program, move the dip switches around, etc. to get the disk file management system back (FLOPPY .CO).

What I would like to see is a nice ROM-chip word processor that also does the file management of the disk drive. Let's see if Tandy can do it before Portable Computer Support Group this time.

Ralph R. Hall
Morristown, NJ

ONE FOR OUR SIDE

Just a short note to let you know how much we enjoy your magazine.

However, some of the letters addressed to GIGO leave a little bit to be desired. Looks like some of your readers are cry babies — especially the ones that complained about your advertisers. Just consider the source and keep up the good work.

John Mohr
Pacifica, CA

GETTING OUR BEARINGS STRAIGHT

Your article "Navigating on Your 100" compels me to draw attention to the fact that latitudes bearing the nomenclature east or west simply do not exist. However, northerly and southerly latitudes are as real as the Greenwich Observatory which, to the best of my knowledge, has not yet met its demise.

Your statement that the United States lies to the east of the prime meridian prompts me to add that although it can be reached by traveling in an easterly direction from the prime meridian, it's much shorter to head west.

R.J. Major
Houston, TX

Oops! Thanks for the geography lesson. □

Get Organized

The writing is on the electronic wall! If you've watched CompuServe's bulletin board for Model 100 users, you've seen these comments about TMPC, a program to manage "The Most Precious Commodity:"

"I was shocked to find such a fine, professionally produced, well written manual accompanying a \$50 product."

— Bob Willard

"TMPC does indeed help me manage a **very** complicated schedule as a free-lance writer... With my future spread out before me, it's hard not to plan."

— Greg Sandow

"To my mind, the best thought out program for the Model 100."

— Alex Jacobs

Isn't it about time you changed your life — for the better? Order TMPC today, or call or write for more information.

"TMPC is a unique approach to scheduling appointments and to-do's ... it is a superior product ... I have come to rely on it heavily ... and recommend it to anyone who really wants to use the M100 as a time management tool."

— Frank Rytell

"The silly thing actually improved my life! ... Deadlines used to be a real weakness of mine."

— Tim Peters

TMPC by Ac'roā'ūx
\$49.95 + \$3.00 Shipping

Acroatrix Incorporated
P.O. Box 273

Wilmington, MA 01887
(617) 658-5550

Toll free Order Line:

1-800-225-5800

DATA ACQUISITION & CONTROL

Battery powered interface for the Model 100. Gives Analog and Digital I/O capabilities to your Radio Shack, NEC or Epson. Whether in the lab or in the field, Data Acquisition and Process Control are now more affordable than ever. Easy to program using BASIC input and output statements. Systems from \$549.



Complete PL-100 System includes:

- Expansion Chasis (holds 3 boards)
 - Combination I/O board with
 - 16 Channel 8 or 12 Bit A/D
 - 4 Channel 8 Bit Analog Output
 - 4 Analog Level Sense Inputs
 - 16 Bits Digital Output
 - 16 Bits Digital Input
 - Battery Charger / AC Adapter
 - 2 Empty expansion slots
 - Interface Cables
 - Uses rechargeable batteries
 - Provides power to the computer
- Expansion boards available:
- High Accuracy 12 Bit Analog I/O
 - Digital I/O-Counter/Timer
 - Combination Analog & Digital I/O
 - Relays, TRIACS, Opto Isolator, Thermocouple, etc.
- Serial Interface available—communicates with any computer. (IBM, Apple, etc.)

Call the factory.

ELEXOR ASSOCIATES

(201) 299-1615
P.O. Box 246,
Morris Plains, NJ 07950

Making Ends Meet

Reprinted from "Financial Decision Making With Your TRS-80 Model 100 Including 13 Programs" by Leslie Sparks (Book No. 1799), with permission of the publisher, Tab Books, Inc., Blue Ridge Summit, PA 17214.

In many business situations expenditures can be divided into two parts—fixed costs and variable costs. *Fixed costs*, items such as leases, rents, real estate taxes, etc., are constant regardless of the level of business activity. Variable costs, on the other hand, depend on the level of business activity. Generally the variable costs of selling two units of product are twice those involved in selling one unit.

Variable costs are expenses such as direct labor and parts. The higher the level of business activity, the greater the variable costs. In some situations these costs change as the number of units of product sold increases. In these cases, variables costs are said to follow a *learning curve*. Generally these costs decrease as the number of units sold increase.

THE COST OF WINNING

In many situations it's desirable to know how many units must be sold to break even. In other words, how many units must be sold to cover all the fixed costs plus all the variable costs of the units sold. The firm neither makes nor loses money at the breakeven point. If the actual number of units sold is less than the breakeven point, the firm has a loss; if the actual number exceeds the breakeven point, the firm has a profit.

This situation for a constant variable cost line is shown graphically in Figure 1. The shaded area represents the area of sales that produces a profit. When variable costs follow a learning curve, the fixed cost line is a curve. Such a situation is shown in Figure 2. Again the shaded area represents the area where the firm has a profit.

Breakeven analysis is extremely useful because it quantifies the level of sales necessary to cover all costs. If the potential level of sales is less than the breakeven point, there's no hope of

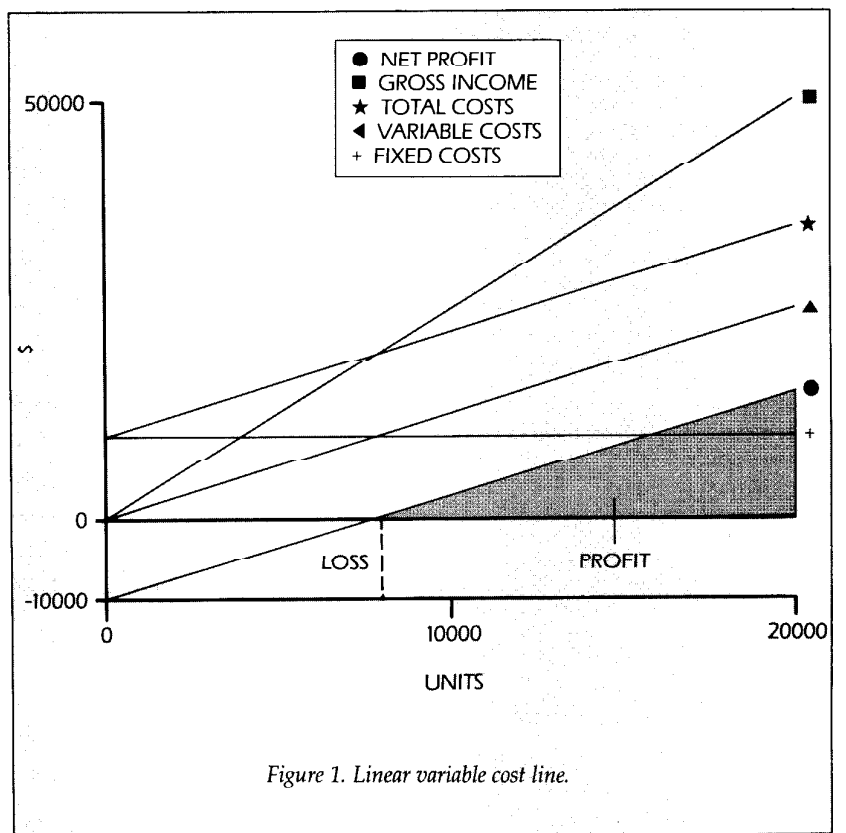


Figure 1. Linear variable cost line.

making a profit. Thus any investment that promises business activity less than the breakeven point should be avoided. Breakeven analysis can also be used to show where cost cutting can be most beneficial. For example, suppose you can cut fixed costs by 10 percent or variable costs by one percent per unit. Which should you do? Breakeven analysis can help you find out.

FUTURE GAINS

Quite often it's useful to conduct a breakeven analysis to determine the impact of the product on cash flow as well as profits. In an analysis based on profits, some costs (such as depreciation), that are not direct out-of-pocket expenses are included in the fixed costs. A breakeven analysis based on cash flow eliminates these costs from

consideration and is only concerned with the cash flow generated by the product. The cash flow breakeven point is *always* less than the profit breakeven point.

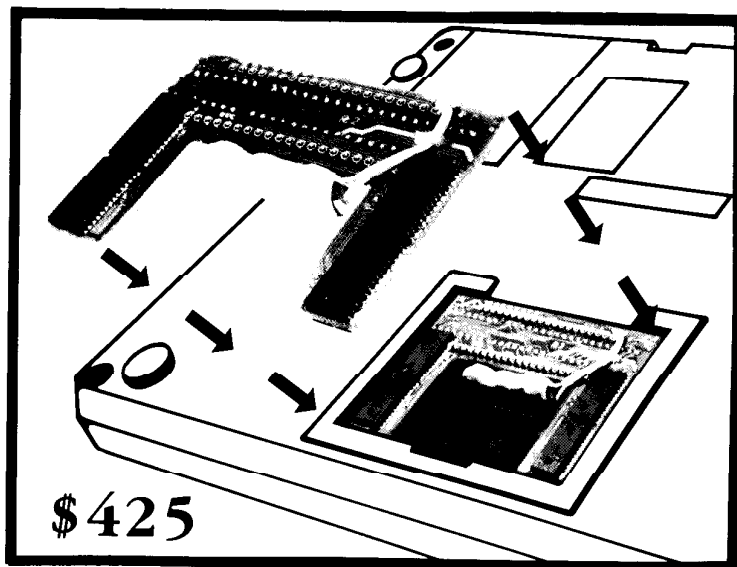
The program listed here, BRKEVEN .BA, does all the math involved in breakeven analysis. The program allows you to do the analysis for either a constant variable cost curve or for a learning curve. The learning curve assumes that the costs increase or decrease at a constant rate. You must enter the rate, which may be positive or negative. If it's positive, then variable costs will increase with increased production. If it's negative, variable costs will decrease with increased production.

The program also allows you to specify either a constant selling price or one that changes along with the number of

Give your Model 100 128K

RAM

Installs as easily
as plugging
in a socket



Software included, transfers from bank to bank. Works like main menu! Includes powerful RAM Basic that lets any program regard the 128K as one continuous bank.

PCSG says: Satisfaction guaranteed or your money back within 30 days

As amazing as it seems you can upgrade your Model 100 to 128K of RAM in just 60 seconds.

It comes to you right out of the box looking just like the picture. You just open the little compartment on the back of your Model 100 with a quarter and it just pushes right into place. You can then put the cover back in its place.

You then have 4 banks of RAM of 32K each. The additional three banks also work just like your Main Menu.

You push a function key and you are in the second bank. Push again and you are in third, again, then fourth. Press it once again for your original bank.

It has its own built-in NiCad battery that recharges right from the Model 100 and its guaranteed for a full year.

What is really great is that you can copy a file from one bank to another with just a function key.

Each bank is like having another Model 100, and all the built-in programs as well as any snap-in ROM programs appear in all four banks and work the same way. Your widebar cursor moves from file to file and you access any file or run any program just by pressing ENTER.

What lets you copy any file from one bank to another is a snap-in ROM from PCSG called RAM+, that comes at no extra charge. It just pushes right into the little socket in that same compartment with the 96K expansion unit.

Not only does this firmware let you copy a file from bank to bank, but you can make a copy of any file within the same bank instantly with a function key. Great for Lucid spreadsheets!

Copy a file from bank to bank with a function key

You can also rename a file, or kill any file with just a function key. Plus you can do a whole lot of other useful things like setting the date, day and time with function key ease. You even have a function key that lets you use non-Radio Shack printers without having to make those tricky dipswitch settings.

RAM+ lets you cold start any one of your banks without affecting the other three. That means that anytime you want you can clean out a bank's entire memory, but leave intact all the files in the other banks.

What is also fantastic is that you don't have to have the ROM in place to use the additional RAM. Whenever you take out the snap-in ROM it leaves behind a tiny machine code program that lets you switch from bank to bank just by pressing ENTER.

This lets you use your ROM socket to snap-in other ROMs like LUCID spreadsheet, WRITE ROM text processor, or DISK+ ROM file transfer program, and use them in any or all four banks. All of these, by the way, are available from PCSG.

When you are ready to copy a file from one bank to another or use any of the other fantastic functions we talked about you can just snap the RAM+ ROM back into place.

Everybody that has this 128K system in their Model 100 is so excited, because it gives them four times the capacity and all banks work just like the Main Menu.

And what has made a lot of people happy is that the system bus, located in the same compartment, is left free for you to plug in a DVI or the Holmes Engineering/PCSG portable disk drive.

The ability to copy a file from bank to bank instantly with a function key, plus all of the other features make this RAM extension truly an engineering masterpiece.

Some people hesitate when they think of installing something, and then others are skeptical that any additional hardware could be as good as the Model 100 itself. That's why we sell these 96K expansions on a 30 day trial. Simply return it within 30 days for a full refund if you are not satisfied. Priced at \$425. MC VISA COD.

1 (214) 351-0564

PORTABLE COMPUTER SUPPORT GROUP

11035 Harry Hines Blvd. No. 207, Dallas, Tx. 75229

VISA / MASTER CARD / C.O.D.

Circle 33 on Reader Service Card

BREAK EVEN

units produced. The rate that the selling price changes by is called the *erosion rate*. It may be either positive or negative. A negative erosion rate means that the selling price decreases as the number of units sold increases, while a positive erosion rate means that the selling price increases as the number of units sold increases.

The program runs very fast and can provide you with a good picture of the project. You should take full advantage of the speed of the program and use it to run a sensitivity analysis for the project. Try various combinations of costs and selling price to the effects of changes in the business climate and effects of inaccurate estimates.

The program also plots the results of the analysis on the display. The plot is automatically scaled. The breakeven point is indicated with a tick mark.

So now there's no excuse. If you can calculate your fixed and variable costs, you can determine your breakeven point. And if you know that, you'll have a better handle on where your business is headed and its prospects for the future. □

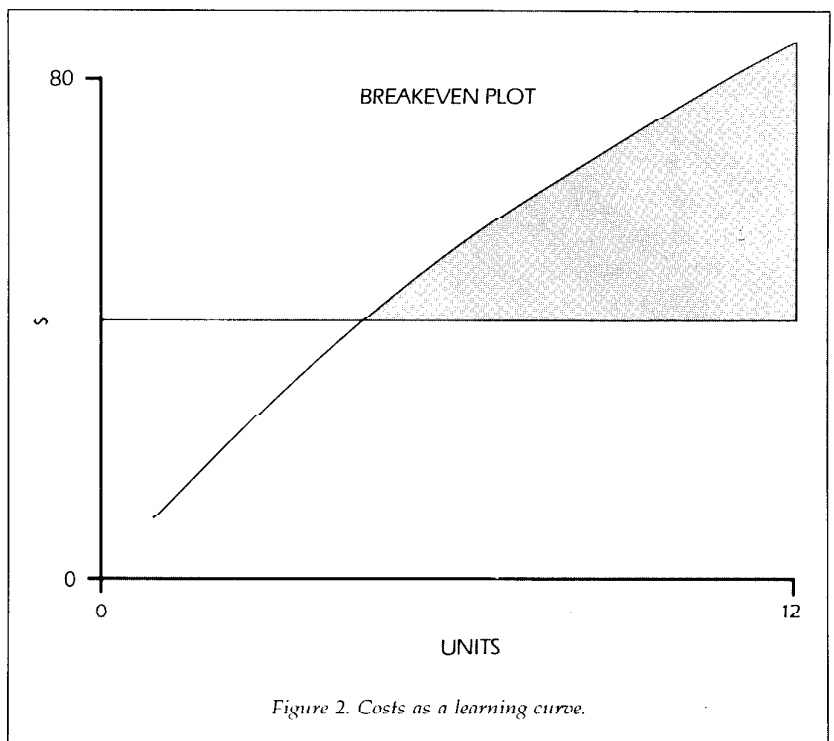


Figure 2. Costs as a learning curve.

Listing 1. Breakeven analysis program BRKEVN.BA.

```

10 REM breakeven analysis
20 DIM X(10),Y(10)
30 CLS
51 A$="1234567890.+-"
52 AZ$=CHR$(31)+CHR$(30)+"*"+"Q"
53 J1=0:
   J2 = 4
54 JS=2
55 J9=1
60 GOSUB10000
62 GOSUB 12000
70 CLS:
   GOSUB9000
5000 Z$="":
   CLS:
   XI=X(4)/5:
   XM=10*X(4):
   PRINT"X MAX - ",XM.
   INPUT"ENTER YOUR VALUE OR PRESS
   ENTER ";Z$
5002 IF Z$="" THEN 5003 ELSE XM=VAL(Z$)
5003 :
   YI=X(2)*XI-X(1)*XI-X(0):
   YM=X(2)*XM-X(1)*XM-X(0)
5120 DX=XM-XI:
   DY=YM-YI:
   SX=180/DX:
   SY=54/DY
5125 X2=.1*DX:
   X0=XI-X2
5140 REM scale
5145 CLS
5150 PRINT@284,XI,:
   L$=STR$(XM):
   L=LEN(L$):
   PRINT@(319-1-L),L$;
5238 PRINT@293,"UNITS";
5240 PRINT@240,,:
   PRINT USING"#####";YI,:
   PRINT@0,,:
   PRINT USING"#####";YM;
5245 LINE(34,54)-(214,54):
   LINE(214,54)-(214,56):
   LINE(34,54)-(34,56)
5246 LINE(34,54)-(34,0)
5247 X0=X0+X2:
   XP=X0-XI:
   XP=34+XP*SX:

```

FOR PERFORMANCE YOU WILL WANT TOMORROW...

**DRIVE
\$599.00***



PICDISC

TODAY!

Power...

- Menu driven load/store capability for transferring individual files or total memory to disk.
- CP/M operating system makes available a world of popular software: dBASE II, Wordstar, Supercalc, and much, much more.
- T/Maker software option (\$200.00) provides: word processing, spreadsheet, data base manager, spelling checker, bar graphics.
- Uses 3½" diskettes (360K).
- 64 K bytes of RAM (with your 32K) (8K chips, \$30).

Convenience...

- Totally portable, lightweight, attaches easily.
- Battery powered, rechargeable, plenty of advance warning on low batteries.
- Fragile connectors protected by our gold high-reliability connector.
- Display 40 x 8 window in 80 x 24; 60-column available.

Economy...

- The cost of a PICDISC System represents substantial savings over ROM-based systems. You'll have much greater potential for a smaller investment. Call us today, we'll send our price comparison charts.

NEW PRODUCTS

Call us about date of release and price of our Second Disk Drive and Video Interface.

CALL FOR OUR CATALOG AND LITERATURE. ASK ABOUT SPECIAL OFFERS ON SOFTWARE.

1-800-421-6300

PIC The Personal Automation People

1-714-261-0503

*30-Day Refund Guarantee

CP/M, dBASE II, Wordstar, Supercalc & T/Maker are trademarks of Digital Research, Ashton-Tate, MicroPro, Sorcim, & T/Maker respectively.

Model 100/200 - NEC PC 8201A

Olivetti M10

Your One Stop For

PORTABLE SOFTWARE

COMPACT, POWERFUL AND EASY TO USE

AutoPack SPECIAL (Model 100 & NEC only) \$69.50 - About all you need on one tape. Includes: **AutoPen**, **AutoPad**, **AutoBase**, **AutoSort**, **TFILE**, **TRIP**, **CALC** and **AutoPen N&A**. Over 50% off separate prices.

AutoPen (2.5K) \$29.50 - word processing using standard formats. 22 text commands for format control. Print from RAM, tape and keyboard; chain files; multiple copies; continuous or cut paper; and more features. Customize for your printer. Best available for size and price.

AutoPen, N&A (3.7K) \$39.50 - Merges names, addresses and salutations into letters, prints labels and addresses envelopes. N&A data management system. Includes AutoPen.

AutoPad (5.4K) \$29.50 - 26 by 99 spreadsheet. Variable column width and format. Math, statistical and financial functions. Sort, replicate, calculator and other features. Printer output with titles and footnotes.

AutoBase (2K) \$29.50 - Database management for limited RAM. Design input forms using up to 16 fields. Use up to 9 keyword or relational field criteria to select records for display or printing. Print forms or specific fields in a list or label format.

AutoSort (.4K) \$14.50 - Sort single or multiple (AutoBase, N&A, INDEX, etc.) field records.

BOOK (3.8K) \$29.50 - Single entry book-keeping for self employed or small businesses using SCHEDULE C tax accounts. Summary review and detailed printer output.

TFILE (1.4K) \$29.50 - Tape file utility to review, compute size, delete, and auto save or load files. Tape directory with printer output.

TRIP (2K) \$29.50 - Itinerary, expense account and trip report. Review and printer output.

CHECK (2K) \$29.50 - Maintains account balance and records. Review and printer output.

INDEX (3.4K) \$29.50 - Sorts and prints multi column lists. Indexes page references.

CALC (.6K) \$14.50 - Allows you to use your computer like a simple pocket calculator.

Add \$3.00 for mailing and handling
Send for FREE catalog

CSA Software, Box 22261
Chattanooga, TN 37422

24 Hr. toll free order desk
800-628-2828 Ext. 508



INFORMATION
615-892-2339



Circle 8 on Reader Service Card

The Portable Accountant

Accounting System
for the Model 100/200

- Allows More Time for Professional Services
- Improve Report Turnaround
- Speed Client Writeups
- Reduce Errors

The PORTABLE ACCOUNTANT provides a fully integrated accounting system for any small business featuring:

Cash Disbursements Journals
Cash Receipts Journals
General Journals
Detailed General Ledger
Trial Balance
Automated Backup
Automated Balance Forward

Mail to:
The Portable Accountant

FACS, Inc.

Box 2132, White Flint Mall,
Kensington, Maryland 20895
301-933-7092

Enclosed is my check for \$99.95.

My Model 100 is a:

8K 24K 32K

Signature _____

Ship to:

Name _____

Street _____

City/State/Zip _____

Please charge \$99.95 to my



Account # _____

Exp. Date _____

Circle 22 on Reader Service Card

BREAKEVEN

```
Y0=X0*X(2)-X(1)*X0-X(0):
YP=Y0-YI:
YP=YP*SY:
YP=54-YP:

5248 X1=X0+X2:
XX=X1-XI:
XX=34+XX*SX:
Y1=X1*X(2)-X(1)*X1-X(0):
YY=Y1-YI:
YY=YY*SY:
YY=54-YY

5249 LINE(XP,YP)-(XX,YY)
5250 IF X1<XM THEN 5247
5255 REM
5260 X=34:
  LINE(X,54)-(X,56):
  X=X(4)-XI:
  X=33+X*SX:
  LINE(X,54)-(X,50)
5261 Y=0:
  Y=Y-YI:
  Y=54-Y:
  LINE(34,Y)-(214,Y)
5270 PRINT@80,"PROFIT$";
5280 Y$=INKEY$:
  IF Y$="" THEN 5280
5290 RETURN
9000 REM DATA INPUT
9010 CLS:
  PRINT"BREAKEVEN ANALYSIS."
9020 PRINT STRING$(39,"=");
9022 IF J1<0 THEN J1=0:
  J2=4
9040 FOR J=J1 TO J2
9050 PRINTX$(J);TAB(16);:
  PRINTUSINGF$(J);X(J)
9060 NEXT J
9070 PRINT @ (JS*40)+14,">";
9075 PRINT@280,"ARROW KEY
MOVE> * CALCULATES P PLOT";
9080 Y$=INKEY$:
  IF Y$="" THEN 9080
9085 IF Y$="P" OR Y$="p" THEN GO
SUB5000:
  GOTO9000
9090 IF INSTR(A$,Y$)<>0 THEN 9500
9100 J2=INSTR(A$,Y$):
  IF J2=0 THEN 9080
9110 ON JZ GOTO 9120,9140,9200,
  9300
9120 PRINT@ (JS*40)+14," " ;
9122 JS=JS+1:
  IF JS>6 THEN JS=2:
9124 PRINT@ (JS*40)+14,">";
9130 GOTO 9080
9140 PRINT@ (40*JS)+14," " ;
9150 JS=JS-1:
  IF JS<2 THEN JS=6
```


PORTABLE 100/200/600 MARCH 1986

BREAKEVEN

```

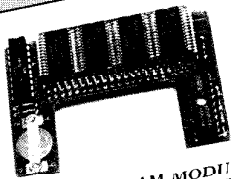
9152 PRINT @(40*JS)+14,">";
GOTO 9080
9200 REM CALCULATE
9210 X(4)=INT(X(0)/(X(2)-X(1)))
X(3)=X(0)+X(4)*X(1)
9230 GOTO 9000
9300 END
9500 PRINT @(40*JS)+14," ";
9505 PRINT @280,"ENTER REST OF
DATA PRESENTER
WHEN DONE";
9510 V$=Y$
9530 PRINT @(40*JS)+15,V$;
CHR$(95);";";
9540 Y$=INKEY$:
IF Y$="" THEN 9540
9550 IF Y$=CHR$(13) THEN 9700
9560 IF Y$<>CHR$(29) THEN 9600
9570 IF LEN(V$)=0 THEN 9530
9580 V$=LEFT$(V$,LEN(V$)-1):
9590 Y$="":
GOTO 9530
9600 IF INSTR(A$,Y$)=0 THEN 9530
9610 V$=V$+Y$
9620 GOTO 9530
9700 X(J1+JS-2)=VAL(V$)
9710 JS=JS+1:
IF JS>6 THEN JS=2
9730 GOTO 9010
10000 J=-1
10010 J=J+1:
READX$:
IF X$="" THEN JN=J-1:
RETURN
10020 X$(J)=X$:
GOTO 10010
10030 DATA FIXED CST,VARICST,
UNITPRICE,TOTCST,
BREAKEVEN,END
12000 FOR J=0 TO 4:
READF$(J):
NEXT J:
RETURN
12010 DATA "###,#####.##",
"###,##.###","#,###.##",
"###,#####.##","#,#####.##"

```




Your Number One Choice


PG Design RAM modules have become the number one choice for Model 100, Tandy 200 users, not just because more people are using PG Design RAMs than any other brand—But because our name has become synonymous with **PREMIUM QUALITY, RELIABILITY, and IMMEDIATE CUSTOMER SERVICE.**



MODEL 100 64K RAM MODULE



MODEL 100 8K RAM MODULE



TANDY 200 24K RAM MODULE

When you purchase any PG Design RAM module, you're buying directly from the people who design, manufacture and service the product. We develop the most advanced products of their kind by using the latest technology and the highest quality components available. Before we bring any product to market, it is carefully evaluated in the field by professionals. If it doesn't meet their standards, it doesn't meet ours. And when we finally bring our product to market, it's the finished product. It works as we say it will, and it will keep on working reliably. "Our reputation for excellence is riding on each and every RAM module we ship." Whether it's an 8K or 64K RAM module to expand the memory of your Model 100 or a 24K RAM module for your Tandy 200, be assured you are buying the best when you buy PG Design RAM modules.

Model 100
64K RAM module—\$375 ea. 32K RAM module—\$250 ea. 32K upgrade—\$150
8K RAM modules—\$29.95 ea. Set of three \$84.00 (available for NEC 8201A)

Tandy 200
24K RAM modules—\$105 ea. \$99 ea. two or more
We absolutely guarantee the quality and perfect performance of all PG Design RAM modules or your money back!

We supply easy to follow instructions with each of our products. And, we are eager to assist you on the phone if you should need help with the installation or operation of your RAM module.
To order, call us (313/727 2744), or write. All orders are shipped within five working days after receiving your order. We accept VISA, Master Card, personal checks or money orders.

PG Design Electronics, Inc. 66040 Gratiot, Richmond, Michigan 48062 (313) 727-2744
Dealer inquiries invited. TANDY is a registered trademark of TANDY CORP.



6 ROM

BANK

plus powerful Nicad battery pack that gives 30 hours of power to your Model 100

NOW
AVAILABLE
ON
M-200



\$269

A joint PCSG/CRYPTONICS project.



Now you can access LUCID, DISK +, WRITE ROM, RAM + and others instantly.

The 6 ROM BANK plus battery pack lets you have the ultimate Model 100 system. When you get your unit just press in up to 6 ROMS into the sockets then push in a simple plug into your Model 100's ROM socket. The ROM bank has two posts on either end that insert into the two little holes on the underside of your Model 100.

The ROM bank props up the Model 100 at the same angle and height as those little legs you've seen. The ROM BANK itself is only about 1 1/2" deep and it runs the width of your Model 100. It only weighs one pound. It not only installs instantly, but it pops free in a second if you need everything to lie flat in a briefcase.

Change from ROM to ROM with the touch of a thumb switch.

You can go from LUCID to WRITE to DISK+ to any other ROMS just by turning the thumb switch at the side of the ROM bank. The 6 ROM BANK is a sturdy well built construction that looks like it is a part of your Model 100.

What is also fantastic is that the ROM bank has a powerful NICAD battery and recharger built right in. This power source supplies up to 30 hours of life to your Model 100 with just 6 hours of recharge. What's nice is that it recharges right from your Model 100's power adapter. This is a quick charge system and if you need power in a hurry, you can get 6 hours of life for your Model 100 by just charging for an hour and half.

Suddenly, the Model 100 is a very powerful computer.

If you have the HOLMES portable disk drive with its powerful bundled database software package or the CRYPTONICS 128K RAM expansion along with LUCID, WRITE ROM and DISK+ in the 6 ROM bank with its rapid rechargeable NICAD power source, you have the ultimate portable system. It's all available only from PCSG.

As usual we don't want you to take our word for it. The 6 ROM BANK is sold on a 30 day trial. If you are not satisfied simply return within thirty days for a full refund. MC, VISA, AM, EX, or C.O.D.

1-214-351-0564

PORTABLE COMPUTER SUPPORT GROUP

11035 Harry Hines Blvd. No. 207, Dallas, Tx. 75229

VISA / MASTER CARD / AM. EXP. / C.O.D.

Circle 32 on Reader Service Card
Circle 32 on Reader Service Card

The SENTRY.CO program works immediately and automatically each time the machine is powered up, regardless of whether it was turned off in BASIC, Text or at the main menu. It provides login and password protection for your files.

```

10 'SENTRY.BA Copyright 1985 by M.I.
   Nugent, Jr.
20 CLS
30 '--- search ---
40 CLEAR 256,HIMEM: DEFINT A-Z: DEFSNG
   H,O,T,V
50 READ HOOK, OLDVEC, SIZE
60 VCTR=HOOK+1: TP=PEEK(VCTR)+256 *
   PEEK(VCTR+1)-3
70 HDR$="": FOR I=0 TO 2: HDR$=HDR$
   +CHR$(PEEK(TP+I)): NEXT
80 FOUND=0
90 IF HDR$<>"MJN" THEN PRINT "SENTRY.CO not
   installed": GOTO 120
100 FOUND=1: PRINT "SENTRY.CO installed
   at"TP
110 '--- menu ---
120 PRINT "<R>emove <I>nstall <E>nd ";
130 ON INT((INSTR("RrIiEe",INPUT$(1))+1)/2)
   GOTO 170, 220, 150
140 GOTO 130
150 MENU
160 '--- remove ---
170 PRINT: IF FOUND=0 THEN PRINT "Already
   gone!": GOTO 120
180 POKE HOOK,201: FOR I=2 TO 0 STEP-1: POKE
   HOOK+I,PEEK(TP+OLDVEC+I):NEXT
190 C=-SIZE*(TP=HIMEM): PRINT "SENTRY.CO
   removed:"C"bytes freed"
200 PRINT "HIMEM = "HIMEM+C: CLEAR 256,
   HIMEM+C: GOTO 40
210 '--- install ---
220 PRINT: IF FOUND THEN PRINT "Must remove
   existing SENTRY first!":GOTO 120
230 POKE 63056,128
240 CLEAR 256,HIMEM-SIZE
250 DEFINT A-Z: DEFSNG H,O,T,V,R,P
260 READ HOOK, OLDVEC, SIZE
270 VCTR=HOOK+1: TP=HIMEM
280 '--- create ---
290 CLS: SCREEN 0,0: POKE 64173,0
300 B9=185: BA=186: E8=232: FE=254: FF=255
310 FOR I=0 TO 7: SW(I)=FF XOR 2^I: NEXT
320 'Type the following exactly as shown
330 FOR I=0TO8:M(I)=FF:NEXT:FLAG=2
340 PRINT@40,"Press desired key
   pattern....":CALL30300:GOTO360
350 FLAG=0
360 OUTB9,FF:OUTBA,INP(BA)ANDFE:COL=INP(E8):
   IFCOL<FFTHENFLAG=1
370 M(8)=M(8)ANDCOL:OUTBA,INP(BA)OR1
380 FORI=7TO0STEP-1:OUTB9,SW(I):COL=INP(E8):
   IFCOL<FFTHENFLAG=1
390 M(I)=M(I)ANDCOL:NEXT:ONFLAGGOTO350,360
400 'Okay, the pressure's off. Spaces are
   allowed from here on.
410 CLS: BEEP: PRINT @120, "Key pattern
   recorded."
420 PRINT "New HIMEM = "HIMEM: PRINT
   "Working...."
430 '-----
440 FOR I=0 TO SIZE-10
450 PTR=TP+I: READ A: IF A=>0 THEN 480
460 READ A,B: REL=A+256*B: FX!=REL+TP:
   B=INT(FX!/256): A=FX!-B*256
470 POKE PTR+1,B: I=I+1
480 POKE PTR,A
490 NEXT
495 PTR=PTR+1
500 FOR I=0 TO 8: POKE PTR,I,(NOTM(I)) AND
   FF: NEXT 'note: complemented!
510 '-----
520 FOR I=0 TO 2: POKE TP+OLDVEC+I,
   PEEK(HOOK+I): NEXT
530 TXFR=TP+3: B=INT(TXFR/256): A=TXFR-B*256
540 POKE HOOK,201: POKE VCTR,A: POKE
   VCTR+1,B: POKE HOOK,195
550 POKE 63056,0: POKE 64173,1: CLS
560 GOTO 40
570 'DATA for SENTRY
600 DATA 62966, 107
610 DATA 146
620 DATA 77, 74, 78, 243, 245, 229, 213, 197
630 DATA 33, 0, 0, 34, -1, 135, 0, 33
640 DATA 145, 255, 17, 146, 255, 6, 9, 175
650 DATA 119, 205, 66, 37, 6, 255, 195, -1
660 DATA 34, 0, 6, 0, 33, 153, 255, 62
670 DATA 255, 211, 185, 219,186,230,254, 211
680 DATA 186, 205, -1, 110, 0, 219, 186, 246
690 DATA 1, 211, 186, 62, 127, 14, 8, 43
700 DATA 95, 211, 185, 205, -1, 110, 0, 123
710 DATA 15, 13, 194, -1, 60, 0, 205, -1
720 DATA 122, 0, 120, 183, 250, -1, 34, 0
730 DATA 194, -1, 32, 0, 33, 154, 255, 17
740 DATA -1, 146, 0, 14, 9, 43, 27, 26
750 DATA 174, 194, -1, 14, 0, 13, 194, -1
760 DATA 92, 0, 193, 209, 225, 241, 201, 0
770 DATA 0, 219, 232, 47, 183, 202, -1, 119
780 DATA 0, 6, 1, 182, 119, 201, 42, -1
790 DATA 135, 0, 43, 34, -1, 135, 0, 124
800 DATA 181, 192, 205, 36, 0, 0, 0
810 DATA 0, 0, 0, 0, 0, 0, 0

```



NEW MASS STORAGE SYSTEM FOR ONLY \$89.95

GREAT PERFORMANCE — INCREDIBLE PRICE

A&J Micro Drive would like to announce its new portable System 100. This mass storage system, designed for the Radio Shack Model 100, offers high speed storage for the price of a cassette.

The System 100, with electronics and software designed by A&J Micro Drive, uses the latest Micro Wafer Technology developed by Entrepo Inc. The new system combines high speed digital electronics with low cost, high performance Micro Drive Technology.

INTERESTED . . .


The 100's compact operating system is smaller than that of the Radio Shack Disk Drive. The latest release of the operating system may be down loaded by calling the computer at A&J Micro Drive using the simple instructions included with the unit.

The System 100 may be small enough to fit into a corner of your briefcase and require only 4 "AA" size batteries for months of use but don't be fooled, our new unit is packed with state-of-the-art electronics. It will give you ultra reliable program loading as fast as the disk, and twenty times faster than the cassette.

The System 100 uses a miniature endless loop tape cartridge called a Micro Wafer. The Micro Wafer, approximately the size of a credit card, is completely enclosed in a protective housing. A built-in cover retracts as the tape is inserted into the drive, exposing the video-grade digital magnetic tape to the read/write head. Micro Wafers come in several lengths, allowing the customer to choose the length best suited to his application.

STILL INTERESTED

The price of \$89.95 includes a drive system with cable attached, one Micro Wafer, operating instructions and one-year membership to the A&J Bulletin Board.



Manufacturer's Specifications

System 100
A&J Micro Drive
1050 E. Duane Ave. Ste "I"
Sunnyvale, CA 94086
(408) 732-9292

Price: \$89.95

Baud Rate: 14,000 bits/second
Tape Speed: 10 inches/second
Capacity: 1.5K bytes/foot tape
10' = 15K bytes
62' = 100 K bytes
Lengths: 10, 20, 35, 50, & 62'
Power Supply: 4 "AA" cells
Connection: Uses RS-232 port
Cable: 30 inch RS-232 attached
Size: 6 x 4 x 2.5 inches
Weight: 24 ounces

SENTRY from page 8

menu returns, reporting that SENTRY is indeed installed.

Now press E to end the program and exit to the Model 100's MENU. You're done; now let's test it. Turn off the machine, and turn it back on. It appears that nothing happens. (Depending on your viewing angle, you may see the LCD screen darken a bit.) SENTRY is waiting for your "abc" key combination to be pressed and released. You have 30 seconds. Press all three keys together and release.

SENTRY will provide good security for most users.

When you release the keys, the main MENU comes up, and you have full control of the machine. That's all there is to it! Should you "time out," you'll have to switch the power back on and try again. Try it from TEXT, BASIC or anywhere else.

Once SENTRY.CO has been installed, you can remove SENTRY.BA until you decide to change your combination or remove SENTRY.CO altogether. To change your combination, you must first Remove the existing SENTRY.CO and then use Install to create the new combination. Then End the program and you're done.

CAUTION! (You knew this was coming, didn't you?) There are a few very important points to remember. First, SENTRY is unforgiving; that's what makes it so effective. If you forget your combination, tough cookies! Better hope you made backups!

Second, the Install routine in SENTRY.BA is in BASIC, so it takes a bit of time to record your key pattern. Be sure to press only the keys you want, being careful not to press any undesired keys, even momentarily. And make sure you hold the desired keys down for at least 1/4 second (longer is fine!) before you release them. Otherwise, SENTRY.BA may record more or less keys than you expected. When in doubt, press R to remove SENTRY.CO and start over again with Install.

Third, since SENTRY.CO resides in high memory, it's very important to keep it protected. Any programs that CLEARxxx, MAXRAM or don't otherwise respect HIMEM can leave SENTRY vulnerable. Should it get overwritten, your next power-up could take

your machine to "Happy New Year, 1900!" Either modify the offending programs to respect HIMEM, or Remove SENTRY before running them.

THE ORDER OF THINGS

A final point; when SENTRY.BA records your combination it begins scanning the keyboard, and once it detects the first key press, it records that key and every other one pressed until all keys have been released. This means that while holding just one key down, you can press and release any others, and they will also be recorded. When you finally release that first key, all the keys pressed are part of the combination. Pressing CAPS LOCK would satisfy the requirement that there is always at least one key down. Thus, you could theoretically use an entire sentence (or the Gettysburg Address) as your combination, although you're sure to tire of it quickly!

Also, you can "hopscotch" the keys in your combination. Using "abc" as an example, you can press a, then while holding that down, press b and then release a. Now while b is down, press c. Then release b, then c, or release b and c together. Again, as long as at least one key is down, SENTRY is recording.

Since SENTRY.BA reads the keyboard matrix, pressing a key twice has no effect; "JJJ" is equal to "J" as far as SENTRY is concerned. For the same reason, the order of keys pressed is immaterial — as long as you press them all and don't press any extras, you'll get in. All of these additional notes apply to SENTRY.CO as well.

Keep in mind that SENTRY works each time you power up. So if you're in the middle of TEXT and step out for a coffee, and your machine does its automatic power-off in the meantime, don't panic when you throw the power switch and nothing happens. Just press your combination, and you'll wind up in TEXT again, right where you left off.

SENTRY will provide good, hassle-free security for most users. If some knowledgeable individual is really determined to get your data, there are still ways to do it. Fortunately, there are ways to make SENTRY even more secure, but they are beyond the scope of this article. If you need more protection than SENTRY provides, contact me. The rest of you — enjoy! □

Mike Nugent is a professional musician, a freelance programmer/consultant and, just possibly, a freelance writer as well. He lives in Monroe, Michigan.

LAPSTAR

60 columns

by

10 lines

The WORDSTAR* like text processor that lets your M100 / NEC8201 display 55% more text on the screen than before. Plus gives you many more text entering and editing commands than TEXT. Now with free text formatter included.

Now!
Available
NEC 8201
version N

**CISS
CORP**

3780 Manor House Drive, NE
Marietta, GA 30062
(404) 992-2200

ONLY
\$74.95

*WORDSTAR is a trademark of Micro-Pro Inc.

For 16k and larger machines.

**DON'T MISS
THE LATEST ADVANCE
IN
MODEL 100/TANDY 200
SOFTWARE**

X-TEL™ by the creators of
TELECOMMUTER™

- Use TEXT while online in TELCOM: Download letters and upload a reply in one terminal session
- Exchange .CO, .BA and .DO files with other computers, bulletin boards, and information utilities
- Standard XMODEM error-checking protocol
- List and Kill Files online in TELCOM
- Compatible with Telecommuter and other desktop communications software supporting XMODEM

Specify Radio Shack Model 100 or Tandy 200 computer

Price: \$50 on MS-DOS diskette or cassette

MasterCard and Visa accepted.
Please call or write for further information.

Siga Systems, Inc.

19 Pelham Road,
Weston, MA 02193
(617) 647-1099

SO SIMPLE

the Model 100 with me everywhere (purchased over one year ago) and plan to continue using it.

It should be realized that making

CALNDR
allows the
specification of
a month in the
next century.


notes is important and helpful when set to a realistic schedule and as long as they are actually used. Too many notes are a burden and self defeating. But having a selected number of integrated, concise reminders is a tremendous help, especially if your activities include a large number of individual ones: civic group meetings and programs; regular work-related deadlines; professional society functions; consulting activities (a form of moonlighting); and don't forget those birthdays and anniversaries. Ray Mendenhall's

Listing 1. The following is the complete CALNDR program by Ray Mendenhall incorporating additions by Wartan Jemian.


```

1000 ' CALNDR
1010 ' Original program by R. E. Mendenhall
1030 ' Editing functions by W. A. Jemian
1060 CLS
      :CLEAR
1070 DIM M$(12)
1080 DATA TU, WD, TH, , FR, SA, , SU, MO
1090 DATA JAN, FEB, MAR, APR, MAY, JUN, JUL, AUG, SEP, OCT, NOV, DEC
1100 DATA SU, MO, TU, WD, TH, FR, SA
1110 FOR N = 0 TO 7
      :READ DA$(N)
      :NEXT
1120 FOR N = 1 TO 12
      :READ M$(N)
      :NEXT
1130 FOR N = 1 TO 7
      :READ DB$(N)
      :NEXT
1140 M(1) = VAL(LEFT$(DATE$, 2))
1150 Y(1) = VAL(RIGHT$(DATE$, 2)) + 1900
1160 CD = VAL(MID$(DATE$, 4, 2))
1170 CLS
      :M(2) = M(1) + 1
      :Y(2) = Y(1)
1180 FOR N = 1 TO 2
1190 IF M(N) > 2 THEN 1210
    
```

THIS HARD COVER



- Prevents broken keys & scratched screen
- Blocks dust, spills & things that get dropped
- Protects your 100 from other items in a briefcase
- Is made of unbreakable Eastman PETG clear plastic
- And, it creates the ultimate lap machine



- Only \$22.95
- Includes Air Mail
- Immediate shipment

100%, 30 day money back satisfaction guarantee
Chk. or M.O. TX res. add 5% Prop Legs not included

THE SOUTHWORTH CO. 4001 HAWTHORNE AVE. DALLAS, TX 75219

Circle 67 on Reader Service Card

PROMPTEXT, The Prompted Text Writer

PROMPTEXT — for Radio Shack Model 100 users who do repetitive information gathering — the kind requiring standard headings or data field labels that go into the file always in the same order. It's for any standardized data gathering — surveys, logs, medical records, scientific measurements, diaries, customer info — you name it.

PROMPTEXT eliminates the tedium of typing headings or field labels over and over again in TEXT mode and the possibility of forgetting something. The program supplies prompts you have previously created. Each time you enter your response, both the prompt and the response are stored in the destination file. The stored prompts provide convenient "handles" for data retrieval and data processing.

A single keystroke then takes you directly into TEXT mode so you can add comments or make changes. Three keystrokes take you back to PROMPTEXT to continue. Other single keystrokes give you such handy information as the time and the amount of memory left. And one keystroke takes you into TELCOM to upload your file to another computer.

How much is it? Only \$39.95 plus \$3.00 for handling and postage, check or money order.

Life Sciences Editorial Software
1236 River Bay Rd.
Annapolis, MD 21401
(301) 261-1370

Circle 16 on Reader Service Card

DATEBOOK

```

1200 A = 0
      :B = Y(N) - 1
      :GOTO 1220
1210 A = INT(.4 * M(N) + 2.3)
      :B = Y(N)
1220 T(N) = 365 * Y(N) + 31 * (M(N) - 1) + 1 + INT(B/4) - A
1230 NEXT N
1240 T = T(2) - T(1)
      :T(1) = T(1) - 694341
1250 T(1) = INT((T(1) / 7 - INT(T(1) / 7)) * 10)
1260 FOR N = 1 TO 7
1270 IF DAS(T(1)) = DBS(N) THEN 1290
1280 NEXT N
1290 D = 1
      :D1 = N
1300 PRINT "      ":M$(M(1)):"      ":Y(1)
1310 FOR N = 1 TO 7
      :PRINT DB$(N);" ";
      :NEXT
1320 PRINT
1330 FOR N = 1 TO 7
1340 IF Z > 0 OR N >= D1 THEN 1360
1350 PRINT " ";
      :GOTO 1440
1360 IF D <> CD THEN 1420
1370 PRINT CHR$(27)"p";
1380 PRINT USING "##";D;
1390 PRINT CHR$(27)"q";
1400 PRINT " ";

```

CALNDR.BA program, with these additions, does a terrific job.

EXTRA MENUS MAKE IT EASY

Program CALNDR was extended to include editing functions for the reference file, NOTE.DO. The program listed in the original article was modified by the addition of line 555: PRINT@262, "KEY F7: UPDATE", then changing the GOSUB list in line 580 (580 ON KEY GOSUB 600, 630, 660, 780, 720, 2300, 1020) and by inserting new lines 1020 through 2300 in place of line 1020.

Two new menus are provided while maintaining the original calendar and menu. The second menu is reached by function key 7, which toggles control between the two menus. Function key 6 serves the same function of stopping program execution from both menus. The third menu is displayed as part of the REVIEW operation which is selected from the second menu.

Lines 1020 through 1120 control the second menu. Except for F6 and F7, the function keys all have new operations.


ADD is a simple routine to allow the addition of new items to file NOTE.DO. Lines 1130-1200 complete this opera-

NEC Starlet™

3 1/2" FLOPPY DISK DRIVE

\$395

- NEC 8431A COMPATIBLE



ZBASIC

POWERFUL DISK BASIC WITH GRAPHICS **\$89**

128K DATAPAC® CARTRIDGE **\$179**

64K DATAPAC® CARTRIDGE **\$119**

- 3 YEAR, USER REPLACEABLE BACKUP BATTERY
- 32K VERSION, 8401A OR 8201A **\$89**

8K MODULE FOR MODEL 100
8201A AND M-10 QTY 3 at **\$20**

Call for immediate delivery (4NR) 462-3773



NODE POLICY:

- 30 day money-back guarantee
- 12 month warranty
- Quantity discounts start at 3
- Free UPS 2ND DAY AIR (Continental US) Hawaii add \$3
- Foreign add \$9 drive/\$3 other products

PAYMENT: VISA OR MASTERCARD. Checks held 14 days. C.O.D. add \$2. California residents add appropriate tax.

NODE COMPUTER SYSTEMS

720 CAPITOLA AVE., BLDG. D
CAPITOLA, CA 95010


STARLET™ is a registered trademark of NEC

Circle 31 on Reader Service Card

PORTABLE 100/200/600 MARCH 1986

TRS-80™

SAVE SALES TAX *PLUS DISCOUNT
*TEXAS RESIDENTS ADD ONLY 4 1/2%



TANDY 200-72K

FORT WORTH COMPUTERS

WE ARE SERIOUS ABOUT SAVING YOU MONEY

(Located 30 miles from Fort Worth)

377 PLAZA • GRANBURY • NR FORT WORTH, TEXAS 76048

CALL FREE: 1-800-433-S-A-V-E

Monday thru Friday - 9:00 a.m. to 5:00 p.m.

(Order inquiries/Customer Service &) IN TEXAS: 817-573-4111

Circle 20 on Reader Service Card

DATEBOOK

tion. A feature of this and other routines is that the MO/DA/YRc date string includes position 9 to designate the century. This was added since Mendenhall's original formula provides for the years 1901-2099. The only limitation is in the "today's appointments" facility of the original section of the program. As an example, 3 August 1985 is represented by "08/03/85" or "08/03/850" and 3 August 2085 by "08/03/851." These strings are used in formulating serial numbers for operations described later.

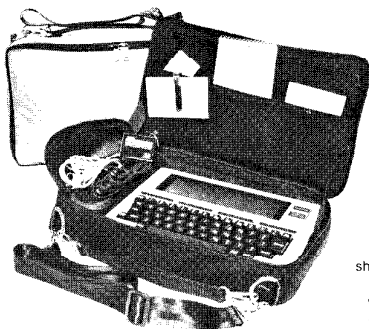
CLEAR is listed in lines 1210-1400. The serial number is computed from the current date and compared with a similar serial number computed for the date of each item in NOTE.DO. The serial is not a Julian calendar date. If the serial of the item is equal to or greater than the current date serial, the item is stored in a new file NOAT.DO. If this file already exists the contents will be included since the file is opened for appending.

This affords the opportunity to save the contents but is a possible source of confusion. NOAT.DO is effectively a reserved file name. When all items have been considered, the files are

```

1410 GOTO 1430
1420 PRINT USING "## ";D;
1430 D = D + 1
      :IF D > T THEN 1460
1440 NEXT N
1450 PRINT
      :Z = 1
      :GOTO 1330
1460 PRINT @ 22, "KEY F1
      :NEXT MONTH"
1470 PRINT @ 62, "KEY F2
      :PREV MONTH"
1480 PRINT @ 102, "KEY F3
      :NEW MO / YR "
1490 PRINT @ 142, "KEY F4
      :APPS TO DAY"
1500 PRINT @ 182, "KEY F5
      :APPS OTHER"
1510 PRINT @ 222, "KEY F6
      :STOP PRGRM"
1520 PRINT @ 262, "KEY F7
      :UPDATE"
1530 LINE(125, 0) - (126, 63), 1, BF
1540 KEY ON
      :Z = 0
1550 ON KEYGOSUB600, 630, 660, 780, 720, 2300, 1020
1560 IF INKEY$ = "" THEN 1560
1570 IF M(1) + 1 > 12 THEN 1590
1580 M(1) = M(1) + 1
    
```

PORTABILITY



\$59.95

(Add \$2.50 shipping & handling per case in the continental U.S. Alaska & Hawaii add \$3.50)

MADE COMPLETE

The **Chip-Tote™ PCD-1** makes your TRS-80 Model 100, 200 or comparably sized briefcase portable truly complete. It's the first light-weight soft case that doubles as a desk.

The **Chip-Tote™ PCD-1** is constructed of rugged Cordura® nylon and our special closed cell foam, so you can be sure your computer and its accessories will get the maximum in protection. So next time don't leave the office behind — carry it with you!

YES, send me: PCD-1(s) in Black Smoke Grey

Name Phone

Address

City State Zip

Signature

CHECK/MO (CA res. add 6% tax) C.O.D. (Add \$1.65)

M/C VISA Exp.



KANGAROO VIDEO PRODUCTS, INC.
10845 Wheatlands Ave., Suite "C" • Santee, CA 92071-2856 • (619) 562-9696
ENGINEERED CASES FOR SENSITIVE ELECTRONIC EQUIPMENT

Circle 21 on Reader Service Card



Brief Case Portability
\$89.95

(Add \$2.50 shipping & Handling per case in the continental U.S. Add \$3.50 for Alaska & Hawaii)



Carry Case for Model 100 ... and Accessories*

When you can't carry it...Bag It!

- LP 100 Carry Case holds the TRS-80 Model 100 (with or without rom bank), *disc drive, cassette data recorder, new Epson portable printer, power supply, acoustic cup, bar code wand, data discs, cassettes and your papers.
- Two removable pouches make a safe place for extra goodies. Remove the large pouch and you have a place for your printer.
- Removable writing tray is padded to protect your computer. Velcro® tabs hold it up out of the way when you are working on the computer.
- Tough Cordura® padded construction protects your precious contents from bumps and wear.
- Removable padded dividers keep the contents in place. Velcro® strips are furnished to allow the Model 100 to be used on the writing tray without fear of it sliding off.
- Pockets, Pockets and more pockets for your discs, cassettes, manuals and papers. Take the LP 100 carry case and leave your brief case at home.

**Communications Systems, 1430 E. Calvert,
P.O. Box 1874, South Bend IN 46634, (219) 289-6709**

Circle 12 on Reader Service Card

```

:GOTO 1170
1590 M(1) = 1
:Y(1) = Y(1) + 1
:GOTO 1170
1600 IF M(1) - 1 = 0 THEN 1620
1610 M(1) = M(1) - 1
:GOTO 1170
1620 M(1) = 12
:Y(1) = Y(1) - 1
:GOTO 1170
1630 CLS
:PRINT
:PRINT
1640 INPUT "ENTER MONTH (1 - 12)";M(1)
1650 IF M(1) < 1 OR M(1) > 12 THEN 1630
1660 INPUT "ENTER YEAR (1901 - 2099)";Y(1)
1670 IF Y(1) < 1901 OR Y(1) > 2099 THEN 1660
1680 GOTO 1170
1690 PRINT @ 302, " ";
1700 PRINT @ 262, " ";
1710 PRINT CHR$(27)"p";
1720 PRINT @ 262, "ENTER DATE";
1730 INPUTCD
1740 PRINT CHR$(27)"q";
1750 OPEN "NOTE.DO" FOR INPUT AS 1
1760 PRINT @ 302, " ";
1770 INPUT #1, A$
1780 M2 = VAL(MID$(A$, 1, 2))
1790 D2 = VAL(MID$(A$, 4, 2))
    
```

closed, NOTE.DO is killed and NOAT.DO is renamed as NOTE.DO. All items relating to dates prior to "today" will then have been removed. There is one further opportunity to eliminate items under the REVIEW

Making notes is important and helpful when set to a schedule.

facility that is described next. Note that the original file is not deleted until the replacement file is completely formed.

REVIEW, which is listed in lines 1410-1650, allows the performance of a number of operations on items in NOTE.DO in a month that is specified by a routine similar to that used in selecting a NEW MO/YR from the first menu. The month is entered with one or two digits and the year with a string of four digits. This allows the specification of a month in the next century.

The Preble Nav Comp II Two Aviation Programs in one package! New Enhanced Version for the 100 or 200

NavPin
For Flight Planning

- Creates Navigation Log!
- Saves Route of Flight for repeat use!
- Compensates for Climbs and Descents!
- Statute or Nautical measurements!
- Self Prompting with error prevention!
- Fly direct or use VORS!
- And many other advanced features!

NavAid
For In Flight Navigation

- Tracks your flight in Real Time!
- Modify Flight Data as necessary!
- Incredible Graphic displays!
- Shows Position, Fuel, Intersections!
- ETA'S, Ground Speed, and much more!
- Turn off and on without data loss!

Requires Radio Shack Model 100 with at least 16K or the new Tandy 200!

Attention Radio Amateurs! Announcing: The Preble HAMTERM! For the Model 100 or 200!

- Radioteletype operation for BAUDOT, ASCII, AMTOR, CW!
- Split Screen Operation in receive mode with unlimited type ahead capability!
- Word Buffer in Transmit Mode! Corrects errors before they are sent!
- Automatic CQ! — Automatic Station Call! — Automatic Logging!
- Echo to printer! — Download! — Upload! — Send Time and Date! — Send RYRY!
- And many other advanced features!

Requires Kantronics UTU, RS Model 100 with at least 16K or the new Tandy 200!

The Preble NavComp: Only \$34.95

The Preble HAMTERM: Only \$29.95


Shipping and handling \$1.50 to U.S. and Canada — \$5.00 to other countries.

Free Brochures available!

VISA, MasterCard or COD is OK!

Order From: Dr. Preble's Programs; 6540 Outer Loop; Louisville, KY 40228 (502) 966-8281

Financial Decision Making with your TRS-80™ Model 100



Including 18 Programs
by
Leslie Sparks

Entrepreneur ... executive ... broker ... banker ... businessman ... homeowner ... anyone who wants to make his money work harder and to have better control over his financial future will appreciate this extremely well-written and eminently practical sourcebook. It's a hands-on

guide to transforming your TRS-80 Model 100 into a powerful and reliable assistant for financial planning and decision-making. Includes a series of programs that make even the most complicated calculations and number manipulations a snap ... provides all the explanation and advice you need on how and why these programs make it possible to handle all those financial problems that probably would have demanded an accountant's services in pre-micro days! 144 pp., 96 illus. Paperback. Publisher's List \$9.95 Order No. 1799P


To Order, Call Toll Free: 800-233-1128 (In PA, HI, or AL, Call Direct: 717-794-2191)

TAB

TAB BOOKS Inc.
P.O. Box 40
Blue Ridge Summit, Pa. 17214

P26

GPIB



GPNET model 10

- CPU Z8 Single chip controller (8 MHz)
 - ROM 4KB RAM 2KB
 - GPIB Controller NEC uPD7210
 - RS232C I/O (300-19200bps)
 - IEEE-488 bus connector
 - GPIB function:
 - SH1 AH1 T6 TE6 L4 LE4
 - SR1 RL2 PPO DC1 DT1
 - C1 C2 C3 C4 C7
 - Power Supply: DC 5V 450mA DC 12V 30mA
 - 126mm w x 29 mm h x 151 mm l
 - 18 oz. weight
 - \$350.00
- Does not require specific OS
Only BASIC needed to support network
GPNET 12V Power Unit available
- NICTRIX CORPORATION** 26 Court Street
Brooklyn, NY 718-522-4941
Dealer inquiries invited

THE PORTABLE LIGHT IT'S ABOUT TIME

Don't strain your eyes with poor lighting. Use your computer anywhere, anytime, even in total darkness!

Stands on your computer or table with its detachable base or use the suction cup or clip to attach it on anything, including your briefcase, car visor, shirt pocket, etc.

Unique 6 inch completely flexible neck provides the proper height & infinite angle variations you'll need when you're on the go.

For any LCD computer, needs 2AA batteries, only 3 oz., fits in shirt pocket. Detachable base/suction cup & spring clip included.

Send check now for \$5.65 + \$1.35 shipping and handling for each portable light to:

AMRO COMPUTER SERVICES
P.O. Box 1131 Dept. B
Tualatin, Oregon 97062
(503) 692-5926 (24 hours)

Order now & deduct \$1 for each additional light. VISA & M/C accepted.

DATEBOOK

```

1800 IF M2 = M(1)ANDD2 = CD THEN 1820
1810 GOTO 1880
1820 IF H = 1 THEN 1840
1830 CLS
1840 PRINT A$
1850 PRINT "          PRESS ENTER TO CONTINUE"
1860 H = 1
1870 IF INKEY$ = "" THEN 1870
1880 IF EOF(1) THEN 1900
1890 GOTO 1770
1900 IF H = 1 THEN 1950
1910 PRINT CHR$(27)"p";
1920 PRINT @ 302, "NO APMNTS";M(1);CD;
1930 PRINT CHR$(27)"q";
1940 CLOSE
      :GOTO 1540
1950 PRINT "NO FURTHER APPOINTMENTS - PRESS ENTER"
1960 H = 0
1970 IF INKEY$ = "" THEN 1970
1980 CLOSE
      :GOTO 1170
1990 PRINT @ 22, "KEY F1
      :ADD      "
2000 PRINT @ 62, "KEY F2
      :CLEAR   "
2010 PRINT @ 102, "KEY F3
      :REVIEW  "
2020 PRINT @ 142, "KEY F4
      :SORT    "
2030 PRINT @ 182, "KEY F5
      :SEARCH  "
2040 PRINT @ 222, "KEY F6
      :STOP    "
2050 PRINT @ 262, "KEY F7
      :RETURN"
2060 LINE (125, 0) - (126, 63), 1, BF
2070 KEY ON
2080 ON KEY GOSUB 2100, 2180, 2380, 2630, 3070, 3270, 1460
2090 IF INKEY$ = "" THEN 2090
2100 CLS
2110 OPEN "NOTE.DO" FOR APPEND AS 1
2120 INPUT "WRITE 'MO / DA / YR' & NEW LISTING"; LT$
      :LT$ = LT$ + " "
2130 PRINT #1, LT$
2140 Y$ = ""
      :INPUT "ENTER 'Y' TO ADD MORE LISTINGS"; Y$
2150 IF Y$ = "Y" OR Y$ = "y" THEN GOTO 2120
2160 CLOSE
2170 GOTO 1170
2180 OPEN "NOTE.DO" FOR INPUT AS 1
2190 OPEN "NOAT.DO" FOR APPEND AS 2
2200 MT = VAL(LEFT$(DATE$, 2))
2210 YT = VAL(RIGHT$(DATE$, 2))
2220 CT = VAL(MID$(DATE$, 4, 2))
2230 DE = CT + (MT - 1) * 32 + YT * 1000
2240 PRINT CHR$(27) "p";
2250 PRINT @ 302, " CLEARING ";
2260 PRINT CHR$(27) "q";
2270 INPUT #1, A$, X$
      :A$ = A$ + " "
2280 IF EOF(1) THEN 2360
2290 MT = VAL(LEFT$(A$, 2))
2300 YT = VAL(MID$(A$, 7, 2))
2310 CT = VAL(MID$(A$, 4, 2))
2320 CE = VAL(MID$(A$, 9, 1))
2330 DS = CT + (MT - 1) * 32 + YT * 1000


```

DATEBOOK

```
2340 IF DS >= DE THEN PRINT #2, A$
2350 GOTO 2270
2360 CLOSE
      :KILL "NOTE.DO"
      :NAME "RAM"
      :NOAT.DO" AS "RAM"
      :NOTE.DO"
2370 GOTO 1170
2380 OPEN "NOTE.DO" FOR INPUT AS 1
2390 OPEN "NOAT.DO" FOR APPEND AS 2
2400 CLS
      :PRINT
      :PRINT
      :INPUT "ENTER MONTH (1 - 12)"; MT
      :IF MT < 1 OR MT > 12 THEN 2410
2410 INPUT "ENTER YEAR (1901 - 2099)"; Y
2420 IF Y < 1901 OR Y > 2099 THEN 2410
2430 CE = INT(Y / 100)
2440 Y = (Y - CE * 100)
2450 CE = CE - 19
2460 DE = MT + Y * 100 + CE * 10000
2470 INPUT #1, A$, X$
      :A$ = A$ + ", "
2480 MT = VAL(LEFT$(A$, 2))
2490 Y = VAL(MID$(A$, 7, 2))
2500 CE = VAL(MID$(A$, 9, 1))
2510 DS = MT + Y * 100 + CE * 10000
2520 CLS
      :IF DS = DE THEN PRINT @ 40, A$ ELSE 2600
2530 PRINT @ 280, " KEEP REDATE REWRITE DELETE KEEP";
2540 KEY ON
2550 ON KEY GOSUB 2600, 2580, 2580, 2590, 2590,
      2610, 2610, 2600
2560 IF INKEY$ = "" THEN 2560
2570 GOTO 2540
2580 CLS
      :PRINT @ 40, " "
      :INPUT "ENTER NEW MO/DA/YR TO BE ADDED TO ITEM"; MYS
      :MID$(A$, 1) = MYS
      :GOTO 2600
2590 CLS
      :PRINT @ 40, A$
      :INPUT "ENTER COMPLETE STRING"; MYS
      :A$ = MYS + ", "
2600 PRINT #2, A$
2610 IF EOF(1) THEN 2360
2620 GOTO 2470
2630 CLS
2640 PRINT @ 80, " ENTER S TO RAGE SPACE "
2650 INPUT " ( TRY 3000 ) "; SZE
2660 CLEAR SZE
2670 OPEN "NOTE.DO" FOR INPUT AS 1
2680 I = 0
2690 INPUT #1, A$, X$
      :I = I + 1
2700 IF EOF(1) THEN 2720
2710 GOTO 2690
2720 CLOSE 1
2730 DIM TP$(I), TP(I)
2740 OPEN "NOTE.DO" FOR INPUT AS 1
2750 MIN = 99999
      :FOR N = 1 TO I
2760 INPUT #1, A$, X$
      :TP$(N) = A$ + ", "
2770 MT = VAL(LEFT$(A$, 2))
2780 Y = VAL(MID$(A$, 7, 2))
```

Circle 11 on Reader Service Card

PROTECT YOUR APPLE...



IN A CABBAGE!

Now, take your computer with you anywhere you go... completely protected... in a custom-designed case by Cabbage. Any brand... including any peripheral hardware. We design... just for you.

Unsurpassed quality and craftsmanship... that's a Cabbage!

Best Protection for... Anything!

- Audio-Visual Equipment
- Electronic/Optical Equipment
- Computers
- Musical Instruments
- Medical Equipment
- Scientific Instruments

CABBAGE CASES

2458 Wood Avenue
Columbus, Ohio 43221
(614) 486-2495

"Nothing's Tougher... Than a Cabbage"

8K RAM \$25 MODULE

**F
R
E
E**

- Ramtest software and
- Prop Legs with order
- Shipping

ULTRA LOW POWER
Cmos design

Easy step by step
installation instructions
1 YEAR WARRANTY
MC VISA COD MO ship same day
\$25 each or 3/570

WE SERVICE WHAT WE SELL
HOBBYIST SPECIAL: Kit form
all parts except 6264LP \$16

ECONOMY COMPUTER CONCEPTS
Box 2047, N. Babylon, NY 11703

Voice: 516 587 6947
24 HR MODEM LINE: 669 4764
300 Baud 7 Bit No Parity

Circle 23 on Reader Service Card

DATEBOOK

Serial numbers are computed from the specified month and year and from the corresponding values in the MO/DA/YRc string of each item. Serial numbers are different for REVIEW and CLEAR.

The third menu is presented along with each item in the proper period. The item can be read in its entirety. However it is restricted to a length of 256 bytes. The choices are displayed close to the lower border of the screen, similar to one of the standard LABEL displays of the Model 100.

KEEP (lines 1630-1650) is selected by either function key 1 or 8 (to free right- or left-handed persons to use their other hand for other purposes such as following a list). It allows the item to be stored in NOAT.DO, which is opened again for this REVIEW operation. Any item from NOTE.DO that is not in the chosen period is immediately copied into NOAT.DO without display or comment. GOTO 1570 prevents falling into the REDATE sequence if the wrong key (other than a function key) is depressed.

The REDATE (lines 1610-1650) sequence replaces the previous date (and any following blanks) with a new date sequence. It is advisable to follow the

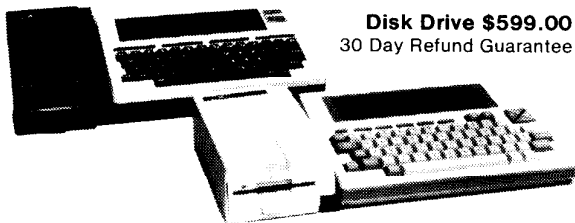
```

2790 CT = VAL(MID$(A$, 4, 2))
2800 CE = VAL(MID$(A$, 9, 1))
2810 TP(N) = CT + (MT - 1) * 32 + YT * 1000 + CE *
      10000
2820 IF TP(N) < MIN THEN MIN = TP(N)
2830 NEXT N
2840 CLOSE
2850 OPEN "NOAT.DO" FOR APPEND AS 2
2860 JI = 0
2870 FOR N = 1 TO I
2880 TEMP = 99999
2890 FOR J = 1 TO I
2900 JJ = J + JI
      :IF JJ > I THEN 3020
2910 IF TP(JJ) < TEMP AND TP(JJ) > MIN THEN TEMP =
      TP(JJ)
2920 IF TP(JJ) <> MIN THEN 3010
2930 PRINT #2, TP$(JJ)
2940 FOR L = 1 TO J - 1
2950 OL = J + JI - L
2960 NU = OL + 1
2970 TP(NU) = TP(OL)
      :TP$(NU) = TP$(OL)
2980 NEXT L
2990 JI = JI + 1
3000 GOTO 2900
3010 NEXT J
3020 MIN = TEMP
      :NEXT N
3030 CLOSE
  
```

Personal Integrated Computers

18013 SkyPark Circle, Ste. D., Irvine, CA 92714

COMPARE PERFORMANCE



Disk Drive \$599.00
30 Day Refund Guarantee

PICDISC

- Lg. package software
- **360K** storage per disk
- **318K** file size
- **60x8** display
- Rechargeable during use & powers your computer
- OP system: **CP/M Direct Disk Access**

TANDY

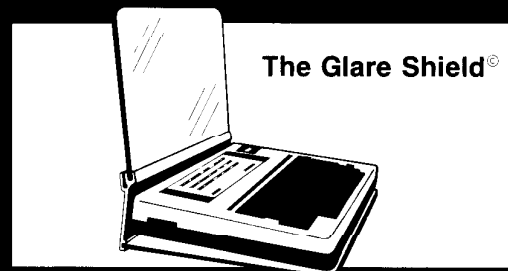
- No applic. software
- **100K** storage per disk
- **29K** max file size
- **40x8** display
- Not rechargeable
- OP system: **Load-Store Only**

NOW: VIDEO INTERFACE FREE BASIC INTERPRETER

For catalog,
1-800-421-6300 literature 1-714-261-0503

Trademarks: Tandy, Tandy Corp; Cp/M-Digital Research

SHED A NEW LIGHT ON YOUR MODEL 100



The Glare Shield®

The Glare Shield® eliminates glare and eases eyestrain when using the M100. The frosted Acrylic diffuser spreads light evenly across the LCD for improved visibility without hot spots.

- Diffuser closes to form a dust cover.
- All cable ports remain accessible.

Send your check or money order for \$29.95 to:

COROLIS CORPORATION

1924 Cedar Lake Parkway
Minneapolis, Minnesota 55416

(Postage and handling included)
Minnesota residents add 6% sales tax.

DATEBOOK

```

3040 KILL "NOTE.DO"
3050 NAME "NOAT.DO" AS "NOTE.DO"
3060 GOTO 1060
3070 OPEN "NOTE.DO" FOR INPUT AS 1
3080 CLS
      :J = 0
3090 PRINT @ 80, " "
3100 INPUT " ENTER STRING"; TR$
3110 LH = LEN(TR$)
3120 INPUT #1, A$
3130 IF EOF(1) THEN J = 1
3140 LT = LEN(A$)
3150 FOR N = 1 TO LT - LH + 1
3160 IF MID$(A$, N, LH) = TR$ THEN 3200
3170 NEXT N
3180 IF J = 1 THEN 3240
3190 GOTO 3120
3200 CLS
3210 PRINT @ 80, A$
      :PRINT @ 250, "PRESS ENTER FOR MORE"
3220 IF INKEY$ = "" THEN 3220
3230 GOTO 3120
3240 CLS
      :PRINT @ 82, "STRING "; TR$;" NOT FOUND - PRESS
      ENTER"
3250 IF INKEY$ = "" THEN 3250
3260 CLOSE
      :GOTO 1170
3270 CLS
      :END
  
```

date string with extra blank spaces for ease in reading the item.

REWRITE (lines 1620-1650) replaces the previous string with one that is entered during this operation. The old item is displayed for reference in the rewrite screen. The new item is stored in NOAT.DO in place of the old.

DELETE simply bypasses the item displayed. The program selects the next item from NOTE.DO unless the file has been closed. The next item selected is either copied into NOAT.DO or displayed with the same options offered with the previous items.



Each operation, REDATE, REWRITE and DELETE, can be selected by depressing either nearby key (an advantage for those with wide fingers or a dilemma for those who cannot make decisions).

At the end of file NOTE.DO the files are closed, NOTE.DO is killed and replaced by NOAT.DO.

HELP ORGANIZE PERMANENT RECORDS

SORT, which is listed in lines 1660-2090, rearranges and lists the items by date. Multiple items on the same date are not reordered for that date. The

FX/RX Owners

THIS  or THIS  ?
(Draft Print) (NLQ Print)
(5 x size)

Install our new LetterWriter NLQ upgrade kit in your printer and you can choose NLQ (or any of 15 other print features) by simply tapping your printer panel buttons. NLQ print has four times the resolution of draft print. That means finer character detail, no visible dots, and impressive-looking documents. The FX version even adds IBM Graphics printer compatibility. With LetterWriter in your FX or RX, you may never need to buy a letter quality printer. Why not get LetterWriter for your printer today?

NLQ 12345abcdefghijklmnopqrstuvwxyz
Draft 12345abcdefghijklmnopqrstuvwxyz



FINGER
PRINT
LetterWriter™
NLQ Upgrade Kit
by:

\$79.95 \$59.95
FX RX

For all FX-80/100 and RX-80/100 printers including F/T and I series. Simple plug-in installation. Complete instructions included.


Dresselhaus Computer Products, Glendora, CA
Call (818) 914-5831 for dealer nearest you.

TRS-80

ALWAYS AT
SALE PRICES

COMPUTER CENTER **WE SHIP FAST!**
DFW COMPUTER CENTER
326-MAIN ST.,
GRAPEVINE, TEXAS 76051
(817) 481-SALE

OUR TRS-80s Have the Radio Shack warranty



To get YOUR SALE price CALL:
1-800-433-SALE

STILL HUNGRY?



LISTINGS, HERE!

HEY, GET YOUR LISTINGS!

Spicy programs pepper the world of Tandy portable users . . . more than can be included in the pages of Portable 100/200 magazine. The magazine will continue to include listings—and for those with heightened cravings, the Editors are pleased to offer a monthly supplement of rich desserts.

The Portable Program Review will tempt you each month with a more-ish diet; more listings to run on the Model 100, Tandy 200 and NEC . . . more games . . . more utilities . . . more graphics . . . and home-cooked favorites.

Popular *pieces de resistance* from former issues will be brought back to savor. And all offerings, old and new, will be served by the Portable 100/200 magazine's technical staff who will be on hand to answer your questions.

Your 12-issue newsletter subscription will enhance the benefits of both a valuable magazine and computer .

So if you feel the need to snack between meals, supplement your Portable 100/200 appetite with The Portable Program Review. Here's how to make the newsletter's next seating:

1. Locate the Portable 100/200 Reader Service Card in this issue.
2. Check the letter for The Portable Program Review newsletter.
3. Enclose the card with your check or money order in the amount of \$29.97 for One Year (12 issues) of The Portable Program Review newsletter. Or you may pay by MasterCard or Visa. (Please be sure to include the card number and expiration date.)

Bon Appetit

DATEBOOK

procedure involves dimensioning storage space for the necessary strings after they are counted (lines 1710-1760). This requires the allocation of more space and the program asks for this value. Three thousand bytes are suggested, but if this is not sufficient, a larger number can be specified after re-entering this mode by typing F4 followed by F7 and F4 again. NOAT.DO is not opened until after this space has been successfully allocated.

The solution,
was to have
those editorial
functions
available in
CALNDR.

This SORTing facility is very handy. It allows the file to be ordered prior to listing or printing. It also can be used to isolate and reorder items by first REDATEing and then SORTing, which extends the application of CALNDR to report writing. The regrouped items can then be copied into another document using the CUT and PASTE utilities in TEXT.

The final operation in SORT is the elimination of NOTE.DO and renaming NOAT.DO. Control is returned through the beginning of the program at line 100. This reallocates space.

SEARCH is the last of the added facilities. This sequence is listed in lines 2100-2290. The user is prompted for the string. Each item that contains the string is displayed. There are no options for editing. Multiple occurrences of the string do not produce multiple displays of the same item.

It should be noted that NOTE.DO requires a strict adherence to a few points of format. The date string should be in the MO/DA/YRc form to correspond with the date string of the Model 100. The "c" digit is only required to be blank or a digit. It is good practice to separate the text and date by a string of spaces. Both commas, "," and carriage returns, "\r" are delimiters for strings. Therefore do not use either within the item. Also, do not include any extra carriage return symbols after the items in NOTE.DO, since these will cause an EF (Input Past End of File) error. Very simply, use the extended version of CALNDR and these problems will not occur.□

portable

100/200/600

3/86

NAME _____
 COMPANY _____
 ADDRESS _____
 CITY _____ STATE _____ ZIP _____

- A. In which profession do you use your computer?
 1. Education 2. Journalism 3. Law 4. Medicine
 5. Business 6. Other _____
- B. Do you use your computer to communicate with other computers?
 1. Every day 2. Once a week 3. Not at all
- C. Which on-line service do you use? 1. CompuServe 2.
 MCI 3. NewsNet 4. The Source 5. Dow Jones
 6. Other _____
- D. How much do you use these services each week?
 1. Less than one hour 2. 1-5 hours 3. 6-10 hours
 4. More than 10 hours
- F. Do you plan to purchase items based on an ad in this issue of
 Portable 100? 1. Yes 2. No 3. Don't know
- F. What software/hardware will you purchase in the next 6 months?
 1. word processing 2. telecommunications
 3. financial planning 4. printing 5. memory expansion
 6. Other _____
- G. YES! Sign Me Up for 1 Year for: PORTABLE PROGRAM REVIEW
 newsletter — \$29.97 for 12 issues
 Check or MO Enclosed
 M/C Visa # _____ Exp. Date: _____

1	2	3	4	5	6	7	8	9	10	11	12	13	14	15	16	17	18	19	20
21	22	23	24	25	26	27	28	29	30	31	32	33	34	35	36	37	38	39	40
41	42	43	44	45	46	47	48	49	50	51	52	53	54	55	56	57	58	59	60
61	62	63	64	65	66	67	68	69	70	71	72	73	74	75	76	77	78	79	80
81	82	83	84	85	86	87	88	89	90	91	92	93	94	95	96	97	98	99	100
101	102	103	104	105	106	107	108	109	110	111	112	113	114	115	116	117	118	119	120
121	122	123	124	125	126	127	128	129	130	131	132	133	134	135	136	137	138	139	140
141	142	143	144	145	146	147	148	149	150	151	152	153	154	155	156	157	158	159	160
161	162	163	164	165	166	167	168	169	170	171	172	173	174	175	176	177	178	179	180
181	182	183	184	185	186	187	188	189	190	191	192	193	194	195	196	197	198	199	200

Announcing PORTABLE PROGRAM REVIEW

A newsletter dedicated to Programmers of Tandy Laptop Computers. Subscribe today and get 12 program-filled issues, with listings, reviews and tips for the Model 100/200/600 for only \$29.97.

Subscribe by mail with the attached Reader Service Card or
Call TOLL FREE 1-800-225-5800
 for credit card orders.

READER SERVICE

Receive more information about products advertised in this month's
PORTABLE 100/200/600 —
it's simple and free!

- Answer all questions on one of the postpaid reply cards.
 - Circle the number(s) corresponding to advertisements for which you want more information.
 - Either (a) print or type your name and complete address on the attached card and mail; or (b) telephone **TOLL FREE.**
- ### 1-800-225-5800
- 7 days a week, 8 am – 12 pm, Eastern time and give the operator your name and address. The operator will then ask you several of the questions, as well as in which Reader Service numbers you are interested.
- The literature you have requested will be mailed to you free of charge directly from the manufacturer.
 - Allow 3 to 5 weeks delivery time for advertiser's material (1-3 weeks if you telephone 1-800-225-5800).

IF YOUR NEED IS MORE IMMEDIATE, PLEASE CONTACT THE ADVERTISER DIRECTLY.

portable

100/200/600

3/86

NAME _____
 COMPANY _____
 ADDRESS _____
 CITY _____ STATE _____ ZIP _____

- A. In which profession do you use your computer?
 1. Education 2. Journalism 3. Law 4. Medicine
 5. Business 6. Other _____
- B. Do you use your computer to communicate with other computers?
 1. Every day 2. Once a week 3. Not at all
- C. Which on-line service do you use? 1. CompuServe 2.
 MCI 3. NewsNet 4. The Source 5. Dow Jones
 6. Other _____
- D. How much do you use these services each week?
 1. Less than one hour 2. 1-5 hours 3. 6-10 hours
 4. More than 10 hours
- E. Do you plan to purchase items based on an ad in this issue of
 Portable 100? 1. Yes 2. No 3. Don't know
- F. What software/hardware will you purchase in the next 6 months?
 1. word processing 2. telecommunications
 3. financial planning 4. printing 5. memory expansion
 6. Other _____
- G. YES! Sign Me Up for 1 Year for: PORTABLE PROGRAM REVIEW
 newsletter — \$29.97 for 12 issues
 Check or MO Enclosed
 M/C Visa # _____ Exp. Date: _____

1	2	3	4	5	6	7	8	9	10	11	12	13	14	15	16	17	18	19	20
21	22	23	24	25	26	27	28	29	30	31	32	33	34	35	36	37	38	39	40
41	42	43	44	45	46	47	48	49	50	51	52	53	54	55	56	57	58	59	60
61	62	63	64	65	66	67	68	69	70	71	72	73	74	75	76	77	78	79	80
81	82	83	84	85	86	87	88	89	90	91	92	93	94	95	96	97	98	99	100
101	102	103	104	105	106	107	108	109	110	111	112	113	114	115	116	117	118	119	120
121	122	123	124	125	126	127	128	129	130	131	132	133	134	135	136	137	138	139	140
141	142	143	144	145	146	147	148	149	150	151	152	153	154	155	156	157	158	159	160
161	162	163	164	165	166	167	168	169	170	171	172	173	174	175	176	177	178	179	180
181	182	183	184	185	186	187	188	189	190	191	192	193	194	195	196	197	198	199	200

ad index ad index

PG# RS# ADVERTISER

56	1	A & J Micro Drive
46	5	ARMS
47	2	Acroatix
23	3	Acroatix
41	13	American Cryptronics
62	17	Amro Computer Services
44	6	Axonix
40	4	Buddy Systems
57	7	CISS
52	8	CSA Software
63	11	Cabbage Cases
60	12	Communications Systems
37	10	CompuServe
64	9	Coriolls
13	63	DCM Data Products
65	15	DFW Computer Center
61	18	Dr. Preble's Programs
65	24	Dresselhaus
63	23	Economy Computers
47	19	Elexor
52	22	Facs
59	20	Fort Worth Computers
45	74	Hearthside Enterprises
60	21	Kangaroo
58	16	Life Sciences Software
46	27	Merritt
38	28	Micro Peripheral
25	25	Minsof
62	29	Nictrix
59	31	Node Computer Systems
29	36	P.C.S.G.
CIV	41	P.C.S.G.
54	32	P.C.S.G.
7	35	P.C.S.G.
10	37	P.C.S.G.
19	34	P.C.S.G.
22	30	P.C.S.G.
49	33	P.C.S.G.
31	-	PC Companion
CIII	39	PG Design
53	38	PG Design
51	40	PIC
64	42	PIC
15	44	Polar Engineering
66	-	Portable Program Review
35	46	Purple Computing
17	54	Radio Shack
42	59	Rainbow Computers
4	51	Sigea
57	50	Sigea
45	52	Softmate
58	62	Southworth
61	66	Tab Books
43	65	Time-Soft
24	55	Touchbase Design
1	58	Traveling Software
CII	72	Traveling Software

YOU BE THE EDITOR

Every reader has unique needs. Some seek guidance from reviews of software and peripherals. Others look to a magazine to provide tips to increase their programming proficiency. Accounts of innovative applications attract a big audience, as do articles about other users who find creative ways to use their systems.

You can help tailor **Portable 100/200/600** to your unique needs by rating the articles that appeared in this issue. Just circle the numbers indicated below on the Reader Service Card at left. Rate all the articles, some of them or just one. Then detach the card and drop it into the mail — we pay the postage.

The editors will analyze your feedback and respond by commissioning more articles of the most popular types — and fewer of the losers.

Assembly

Understanding the Hardware of the Model 100 (page 18)	
Poor	160
Good	161
Excellent	162

Nicad

A Simple Self-Charger for the 100 (page 30)	
Poor	175
Good	176
Excellent	177

Secret

Protecting .DO Files Through Encryption (page 8)	
Poor	163
Good	164
Excellent	165

Review (NavComp and NavEasy)

Taking to the Skies (page 33)	
Poor	178
Good	179
Excellent	180

Sentry

Changing the Guard for the Model 100 (page 9)	
Poor	166
Good	167
Excellent	168

Speech

My 100 TT/AO/PA/KK/SS (page 39)	
Poor	181
Good	182
Excellent	183

Calendar

Datebook for the Disorganized: Chapter Two (page 15)	
Poor	169
Good	170
Excellent	171

Breakeven

Making Ends Meet (page 48)	
Poor	184
Good	185
Excellent	186

Review (X-TEL)

The Silence is Deafening (page 28)	
Poor	172
Good	173
Excellent	174

OVERALL QUALITY OF THIS ISSUE

Poor	187
Good	188
Excellent	189

Checking the Menu

Some early computers had a communications problem: The RS-232 serial port wasn't fully adjustable. It was set for a fixed transmission speed, perhaps, or locked into one protocol, such as seven data bits, one stop bit, mark parity.

Enter the UART: Universal Asynchronous Receiver/Transmitter. Appearing in the early 1970's, the UART allowed software selection of speed and protocol.

The Model 100 and Tandy 200 TELCOM programs program the UART through the STATUS field. A Model 100 status of 8711E locks the communications port on 9,600 bits per second (bps) at seven data bits, one stop bit, ignoring parity.

Through TELCOM, several other features can be defined:

- The last "E" on the status above tells the Model 100 to use XON/XOFF transfer protocol. With this standard, when one computer receives more data than it can handle, it transmits XOFF (CHR\$(19)) which tells the sending computer to pause. When it's ready for more data, it sends XON (CHR\$(17)), allowing the sender that all's clear. It's important that both computers recognize XON/XOFF, otherwise data can be lost during the transmit. If XON/XOFF isn't to be used, the final status character is set to "D".

- Several automatic-dialing and modem connection options are available. Both the Model 100 and Tandy 200 can dial telephone numbers using two pulse speeds — 10 pulses per second or 20 pps. This configuration is set at the end of the TELCOM status field. And, when using the built-in 300-bps modem, a physical switch on the 100 and a status field on the 200 determine whether the modem is to send originate or answering audible tones.

- The F4 key toggles a communications session between full or half-duplex mode. Actually, the Tandy laptops use the duplex setting to control *local echo*. Full-duplex tells the 100 or 200 not to display what is being typed on the keyboard, because the remote computer will echo each character back.

```

100 ' TELCOM.BA by Alan L. Zeichick
110 '
120 ' Memory locations used:
130 '   63066 -- If = 0, then no LF
140 '           If = 1, then LF
150 '   20806 -- Starts TELCOM
160 '
170 KEY 8, "Menu"+CHR$(13)
180 '
190 ' screen display
200 '
210 CLS
220 PRINT @ 10, "TELCOM Pre-execution Menu"
230 PRINT @ 50, "Automatic line feed is ";
240 IF PEEK(63066) THEN PRINT "Off" ELSE PRINT "On "
250 PRINT @ 130, "Esc -- Toggle LF"
260 PRINT @ 170, "Enter -- Telcom"
270 PRINT @ 210, "F8 -- Main Menu"
280 '
290 ' Input handling
300 '
310 A$ = INKEY$
320 IF A$ = "" THEN 310
330 IF A$ = "M" OR A$ = "m" THEN MENU
340 IF A$ = CHR$(13) THEN CLS
      :CALL 20806
350 IF A$ <> CHR$(27) THEN 310
360 '
370 PEEK(63033) = 0 THEN POKE 63033, 0 ELSE POKE 63033, 1
380 GOTO 230

```

In half-duplex, the laptop will display what's being typed. So, if double characters — or no characters — appear during a terminal session, try toggling the F4 key.

- A printed transcript of a session is handy, whether for a written log of electronic mail (E-mail) or because the remote computer's transmitting too much data to be stored in RAM. Print echo is toggled by F5 — but be careful only to select print echo if there's a working printer attached to the Model 100 or Tandy 200.

NOT AVAILABLE

One setting that's present in the Tandy 200 status field, but missing from the Model 100, is the ability to toggle the sending of a line feed (CHR\$(10)) automatically after each carriage return (CHR\$(13)). Some computers require that the line feed be

transmitted; others, like the Tandy laptops, would rather not see the line feed.


If the line feed is transmitted unnecessarily, a blank line will appear at the remote computer between each line sent. If the line feed is needed but not sent, the remote computer might string all the lines together, overwrite each line — or overflow its buffer and lose data.

That toggle isn't really missing from the 100 — it's just unavailable from the TELCOM status field. By using BASIC's POKE and PEEK commands, the status can be examined and changed.

To make the process easier, use the program TELCOM.BA, which supplies that missing status information.

Running TELCOM.BA displays the status of the line feed transmission flag. Pressing Enter tells the 100 to go directly to TELCOM, the Escape key toggles the linefeed status and F8 returns to the main menu.□

State of The Art RAM Technology




At last, a 96K Model 100!

"The new PG Design RAM should be in every Model 100 built!"

Miniaturized Technology

Our miniaturized RAM chips are state of the art. They are the most advanced memory chips found anywhere in the world. Their tiny size allows us to keep a low profile in the expansion port of the Model 100. We use a technique called *vapor phase soldering* to ensure that each and every tiny connection is clean — perfect.



The RAM module is precision constructed.

Like The Original

Each 32K RAM bank has its own command of the software that comes in your Model 100. BASIC, TEXT, TEL-COM, ADDRSS, SCHEDL are all there in each bank and you can use them as you would in the original bank. Each bank can be accessed from any of the other banks. We even have an optional data transfer program

which allows data to be transferred from one bank to any other bank. It's flawless!

Simple Installation

"Adding this 64K RAM module to your Model 100 is as easy as putting in new batteries." Once you've removed the expansion cover on the back of your Model 100, just snap the PG Design RAM module in. You can't get it wrong! The pins line up perfectly with the expansion holes in the Model 100 compartment. Snap the cover back on and turn your Model 100 over. Turn it on and enter BASIC. Type in the one line program we supply you and presto—you've got a Model 100 with 96K of RAM. You do not need a 32K Model 100 to utilize the PG Design 64K RAM module.

No Need To Remove It

The beauty of this RAM module is that we've enabled you to have a Model 100 with 96K of RAM and we've given you access to the other Model 100 options within the expansion compartment. The DVI connection can be made easily with our rugged connectors. Gone are the flat flimsy pins. And best of all, the ROM slot is clear to insert any ROM modules, (like Tandy's Multiplan on ROM). We designed this RAM module so it wouldn't ever have to be removed from your Model 100. But, if you should remove it, we've installed a lithium

power cell that will keep all the data on the module intact for six months outside the Model 100. Six months! The actual life span of the lithium power cell while in the Model 100 is nearly six years!

Guarantee

We stand behind all the products we manufacture at PG Design. If you are not completely satisfied with your purchase, call us! If we cannot solve your problem, return the product to us and we will refund your money. We are positive that you will be completely satisfied with all our products.

Order Today

64K RAM module — \$375

32K RAM module — \$250

If you want only a 32K version of the RAM module, you may upgrade later for only \$150. The 32K version is constructed exactly as the 64K module.

Data Transfer Program — call

Call us at 313/727-2744, or write. We accept Visa and MasterCard, as well as check or money orders. We ship within five days of receiving your order.

Dealer Prices Available

TRS-80 is a trade mark of Radio Shack.

PG DESIGN ELECTRONICS, INC. *Micro-Computer Peripherals*

66040 Gratiot, Richmond, Mich. 48062 (313) 727-2744

Circle 39 on Reader Service Card

SUPER ROM
Lucid Spreadsheet Write ROM Database Outliner



NOW YOU CAN REALLY HAVE IT ALL!

All on one ROM. Truly the finest four programs available for the Model 100 — guaranteed. Try it for 30 days. If you aren't blown away by the excellence return it for a full refund.

\$199⁹⁵

The four best programs for the Model 100 all on one ROM. 32K of power without using any RAM for program storage. This is the PCSG Snap-In ROM that just presses easily into the little ROM socket in the compartment on the back. You access the four right from the main menu like built-ins.

Write ROM — the definitive word processor for the Model 100. Function key formatting or dot commands. Search and replace. Library feature — inserts words, phrases or whole documents into text from just a code. MAP lets you see a picture of your document. In all there are 60 features and functions. No one can claim faster operation. FORM lets you create interactive forms with on-screen prompts that you can answer from the keyboard. Nothing else for the Model 100 compares with the features of Write ROM. Exactly the same as the Write ROM sold as a single program. Infoworld says it "makes the Model 100 a viable writing unit ... sur-

passed our highest expectations for quality and clarity."

Lucid Spreadsheet: This is the one PICO magazine says "blows Multiplan right out of the socket" and Infoworld performance rated as "excellent" and said "makes the Model 100 compute." Gives you features you cannot get with Lotus 123. Lets you build spreadsheets in your Model 100 that would consume 140-150K on a desktop. Program generating capability with no programming knowledge required. Variable column widths. Includes find and sort with function key control. It's fast, recalculates like lightning. No feature has been taken from the original, only new ones added.

Database: This is a relational data base like no other. You can do everything from mailing lists to invoices. No complicated pseudo-coding, you create input screens as simply as typing into TEXT. You are not limited by size; you can have as large an input screen as you wish. Prints out reports or forms, getting information from as many files as

you like. Complete math between fields. Total interface with Lucid worksheets.

Outliner: Does everything that Think-tank does on a PC but a whole lot better. Includes a Sort for your headlines. Lets you have headlines of up to 240 characters. Has cloning, hoisting and sideways scroll up to 250 characters. Like Lucid, this one sets a new standard for outliners. This is the way to plan and organize your projects.

Present Lucid and Write ROM owners can upgrade for \$100. If you have both it's \$75.

As usual PCSG sells the Super ROM on a thirty day guarantee. If for any reason you are not satisfied, simply return it for a full refund.

We are excited about this product. Super ROM gives the Model 100 the true power of a desktop. No other multi-program ROM has software that compares. But don't take our word for it. We invite you to make that comparison yourself. Priced at \$199.95 on Snap-In ROM.

Got stuck with somebody else's multi-ROM? We'll upgrade it for \$100.

(214) 351-0564

PORTABLE COMPUTER SUPPORT GROUP

11035 Harry Hines Blvd., #206, Dallas, TX 75229

© PCSG

MC, Visa, American Express, Check, or C.O.D.

Circle 41 on Reader Service Card